



Eve Taylor[®]
— LONDON —
Est. 1963

Naturally Beautiful

SKINCARE NAVIGATOR

VOLUME 6

eve-taylor.com



Welcome to Eve Taylor London Skincare Navigator Volume 6.

The skincare navigator is your essential manual to all things Eve Taylor London and guides you through the naturally beautiful range of skincare products, brand services and aromatic treatments.

The navigator is created to empower you with knowledge, giving you all the information you need and answering any of your product or treatment questions.

We recommend you keep this manual to hand in your treatment space allowing you to refer to it whenever you need it.

Contents

3.	The Eve Taylor story	72.	Nourishing Serum
4.	Give Back to Nature	73.	Line Minimising Serum
5.	Discover Eve Taylor	74.	Retinoid Renew Complex
6.	Website Essentials	75.	Overnight Clarifying Complex
17.	Aromatherapy & Essential Oils	76.	Purifying Spot Gel
18.	The Sense of Smell	77.	Soothing Masque
19.	Essential Oil Absorption	78.	Balancing Masque
20.	Skin Profiling Analysis Introduction	79.	Purifying Masque
21.	How to Conduct the Consultation	80.	Anti-oxidant Masque
26.	Skin Profiling Analysis Technique	81.	Refining Masque
33.	Navigating the Eve Taylor Range	82.	Colloidal Oatmeal Masque
35.	Hydrosols	83.	Colloidal Activator
36.	Micellar Cleanse - Eye & Lip	84.	Bio Masque
37.	Clear Cleanse	85.	Brightening Masque
38.	Ultra Soothing Cleanser	86.	Cryogenic Masque
39.	Soothing Cleanser	87.	Clarifying Masque
40.	Balancing Cleanser	88.	Eye Contour Masque
41.	Purifying Wash	89.	Lip Contour Masque
42.	Dynamic Resurfacing Cleanser	90.	Ultra Soothing Toner
43.	Clarifying Skin Wash	91.	Soothing Toner
44.	Facial Cleansing Brush	92.	Balancing Toner
45.	Micro-fine Daily Exfoliant	93.	Purifying Toner
46.	Exfoliating Scrub	94.	Dynamic Hydrating Toner
47.	Resurfacing Cream Exfoliant	95.	Refining Eye Gel
48.	Enzyme Peel	96.	Nourishing Eye Complex
49.	Bio Cream Exfoliant	97.	Soothing Moisture Lotion
50.	Pre-extraction Gel	98.	Balancing Moisture Lotion
51.	Post-extraction Solution	99.	Purifying Moisture Lotion
52.	Soothing Massage Oil	100.	Ultra Soothing Moisture Cream
53.	Delicate Massage Oil	101.	Soothing Moisture Cream
54.	Revitalising Massage Oil	102.	Balancing Moisture Cream
55.	Clearing Massage Oil	103.	Purifying Moisture Cream
56.	Massage Cream	104.	Morning Moisturiser
57.	Soothing Aromatic Serum	105.	Moisturising Day Cream SPF 30
58.	Calming Aromatic Serum	106.	Nourishing Night Cream
59.	Clearing Aromatic Serum	107.	Replenishing Neck Cream
60.	Balancing Aromatic Serum	108.	C+ Bright Priming Moisturiser SPF 30
61.	Revitalising Aromatic Serum	109.	Moisturising Solar Shield SPF 25
62.	Rejuvenating Aromatic Serum	110.	Daily Skin Defence Moisturiser SPF 50
63.	Oxygen Response Serum	111.	Seal & Protect Moisturising Lip Balm
64.	Pigment Response Serum	112.	Aroma Wax Candles
65.	Sebum Response Serum	113.	Quick Reference Guide
66.	Time-line Response Serum	115.	Ultrasonic Micro-therapy Device
67.	Electro Gel	121.	Electrical Compatible Products
68.	Hydrating Serum	122.	Holistic Compatible Products
69.	Brightening Serum	123.	Eve Taylor Facial Techniques
70.	Illuminating Serum	132.	Facial Treatment Protocols
71.	Firming Serum	156.	Retailing

The Eve Taylor Story

Pioneering aromatherapist Eve Taylor OBE established the brand in London in 1963. For the past six decades, Eve has developed her passion for creating professional skincare enriched with the finest hand-blended essential oils and botanicals.

Eve Taylor started her career in the beauty industry as a mobile beauty therapist and quickly became interested in "aromatherapy" the practical and therapeutic use of essential oils.

Through years of study, practice and experience Eve developed a range of pre-blended aromatherapy oils and specific methods and techniques for their application.

Eve's aromatherapy techniques (Clinical Aromatherapy) have been adopted as the industry's gold standard for professional aromatherapy and are taught extensively throughout the world.

Over the six decades since their inception, Eve's original aromatherapy blends still provide both professional therapists and their clients with outstanding results keeping demand high around the globe.

Naturally beautiful and affordable, make Eve's products increasingly the professional's number one choice.





Give back
to nature.



Nature is at the heart of our business in the form of essential oils which are derived from flowers, leaves, roots, bark and fruit peel. We recognise that protecting our environment is vital to ensure future generations can enjoy our beautiful world and the plants within it.



In support of giving back to nature, we are very proud to announce our partnership with Tree for the Future. We will plant ONE TREE for every Eve Taylor retail product sold and have committed to planting 100,000 trees each year.

Find out more about the amazing work Trees for the Future do by visiting trees.org





Discover Eve Taylor

Eve Taylor London is truly passionate about natural skincare. For over five decades we've been harnessing the power of aromatherapy and botanical extracts to enhance skin and wellbeing.

Good For Skin Ingredients



We select and use quality ingredients derived from nature and science for skin that's naturally beautiful and glowing.

Proudly British



We are proud to be a British brand with 6 decades of experience and expertise.

100% Natural Essential Oils, Sustainably Sourced



Only the highest-quality, sustainably sourced essential oils are used in our products.

Animal Friendly



We never have and never will test on animals – only on willing human beings.

Environmentally Friendly



Our packaging is recyclable.

Trees For The Future Partner



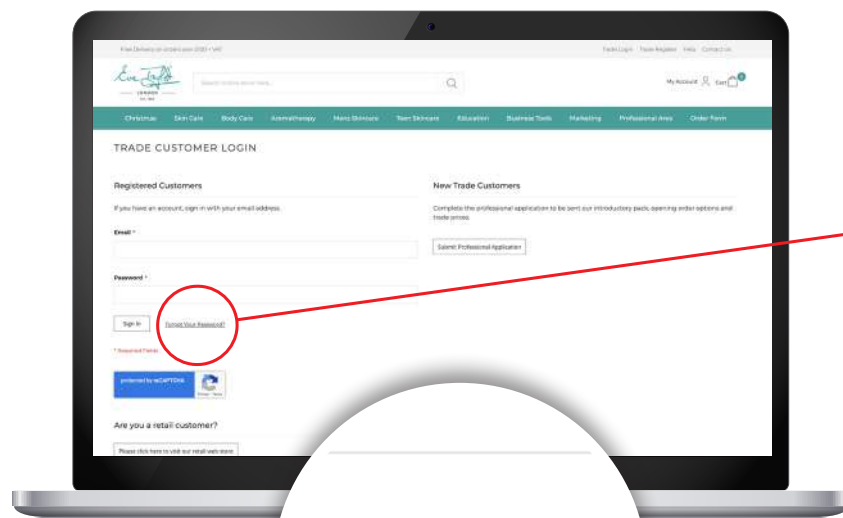

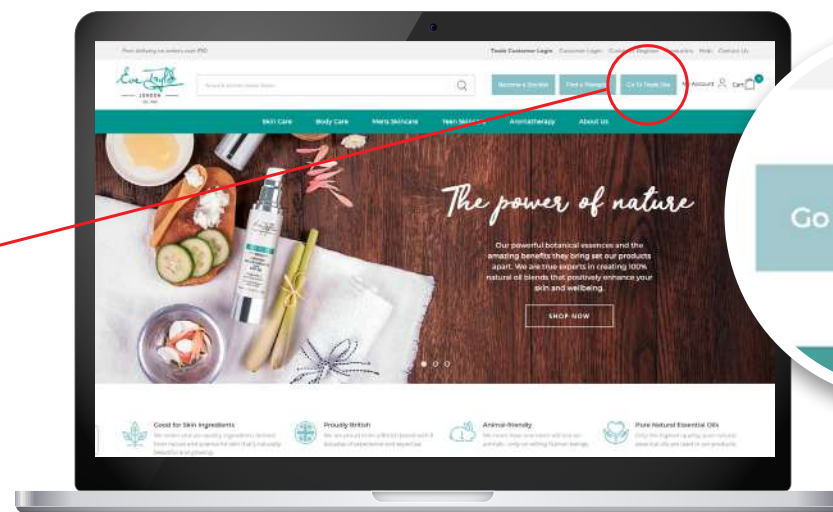
We're giving back to nature and will plant one tree for every Eve Taylor retail product sold, a minimum of 100,000 trees per year.

Website Essentials - How to log in

Our website is where you can place orders, view product information, access training, download marketing materials and much more.

In this next section we help to settle you in to our brand by walking you through the many resources we offer and show you how easy they are to access and use for your business.

Our website address is **www.eve-taylor.com** and when you arrive at the homepage, you need to log into the Trade Site.



Forgot Your Password?

Log in to the **Trade Site** with your e-mail address and the password you set up when you applied for your Eve Taylor account.

If you can't remember your password, please select Forgot Your Password and we'll send a new one to your e-mail address.

Website Essentials - How to place an order

There are three different ways to place a trade order on our website, making ordering a quick and easy process.

E-commerce order

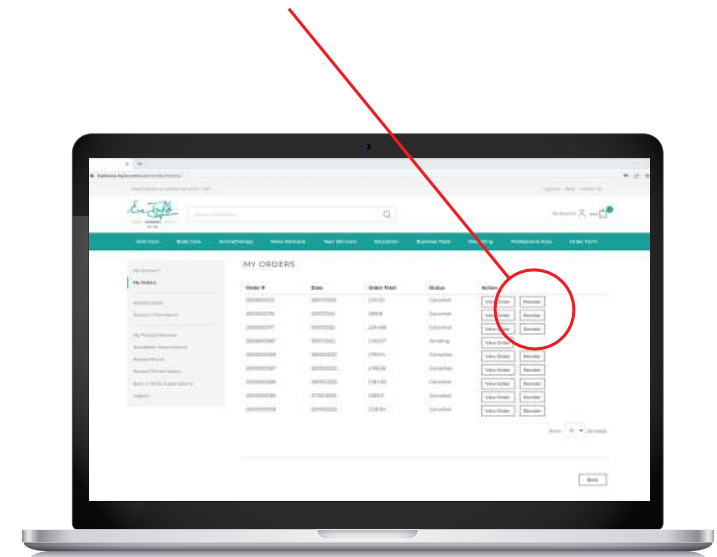
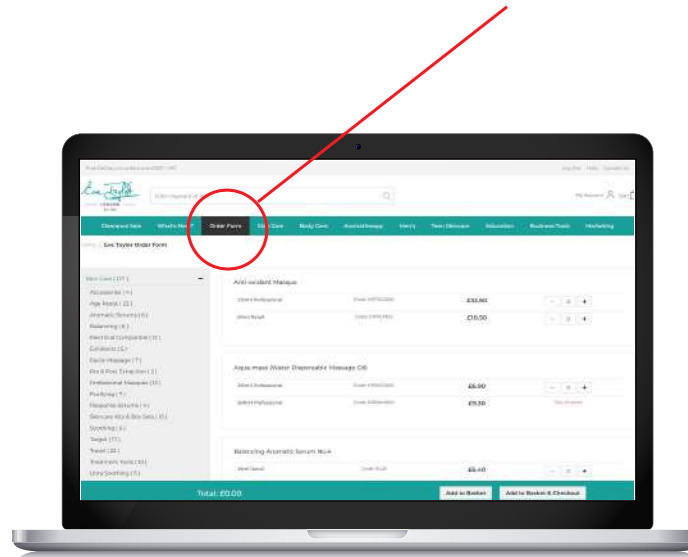
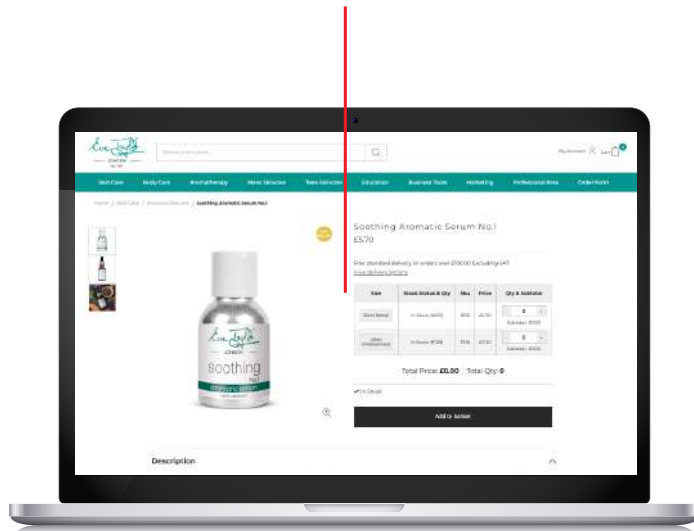
Browse the products on our website via the product categories on the home page menu. You'll be able to view each product in detail before adding to your basket. This is where to start when you're new to Eve Taylor.

Digital order form

If you know what you want to order, we have the speedy Digital Order Form. Click the **Order Form** on the menu bar and you'll be taken to a digital product list that you can scroll through and quickly add products to your basket.

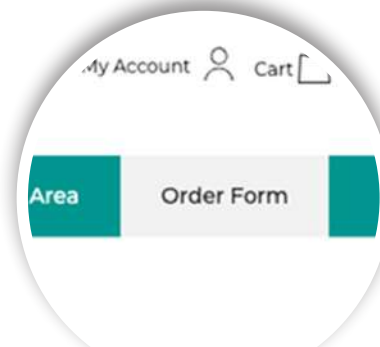
Re-order function

Once you've placed future orders, you'll be able to use the **Re-order** function which is convenient and quick if you want to place the same order again. You'll find this in **My Account**.



Order tracking

You can track the status of your order in the *order history* section of **my account**.



Eve's Retail Reward Points

We have a fantastic rewards program where you'll earn reward points every time you purchase retail skin care and spa body products.

How you earn points

For every £1.00 you spend on **retail** products you will earn 0.05 points, equivalent to 5p. When the points accumulate to 1.00, this is worth £1.00.

You're automatically enrolled and start receiving points from your first retail product purchase.

Your reward points will accumulate until they are redeemed, and you can view your points balance in my account.

What you can buy with points

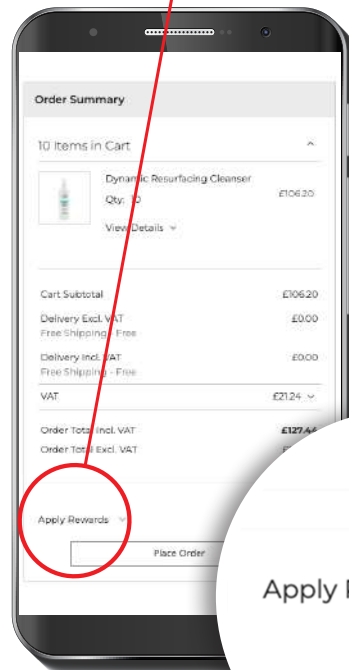
You can redeem your reward points against any **marketing materials**, this includes samples, posters, pop up banners, brochures and much more.

Points are not redeemable against products. If you don't have enough points for a marketing item, you can choose to pay the difference.

Click this QR code to view full details of our Reward Points system. (Ensure you log in as trade).



How to redeem your points Simply add the marketing materials you want into your basket and press **apply rewards** at checkout. The reward points will be taken off your balance like a discount.



Apply Rewards ▾



Marketing Essentials - Build your business

Marketing your business is critical to attract clients. We know marketing can be a challenge and aim to equip you with the skills and tools to help your business grow and thrive.

In-salon Marketing Materials

We have a range of materials including brochures, posters and other printed items that can be ordered for use in your salon.

Digital Marketing Materials

Digital marketing is as important as traditional marketing and we offer support with digital marketing including social media imagery, an image library, digital materials and much more.

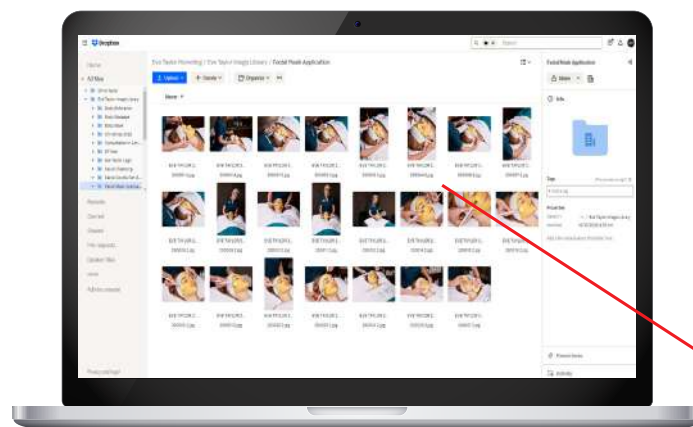
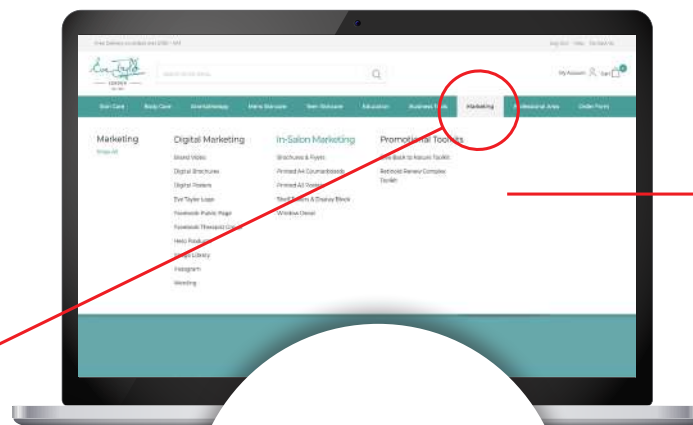


Image Library

We have a comprehensive image library for you to access including treatment photography, product images and logos.

Our images are stored on Dropbox which is easy to access. No need to login - just click the link to access our image library.



To view the range of marketing materials, hover your mouse over **Marketing** on the menu bar (or click if on a mobile device) and choose from the drop-down menu.

In-Salon Marketing

- Brochures & Flyers
- Printed A4 Counterboards
- Printed A2 Posters

Digital Marketing

- Brand Video
- Digital Brochures

Marketing Essentials - Build your business

Social media

We create regular social media posts for Instagram and Facebook that we're happy for you to re-share or re-create on your own social feeds.

www.facebook.com/evetaylorlondon

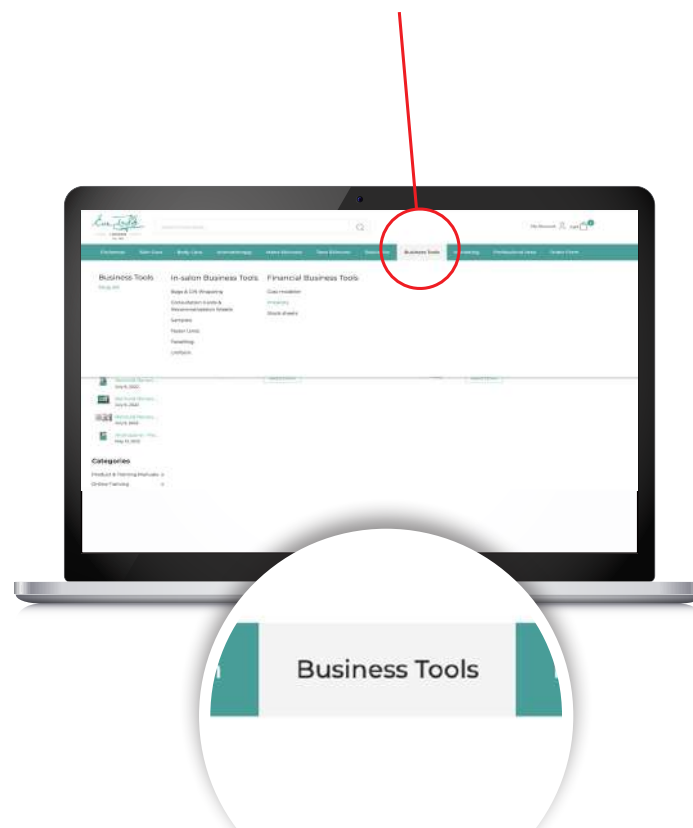
www.instagram.com/evetaylorlondon



Business Tools

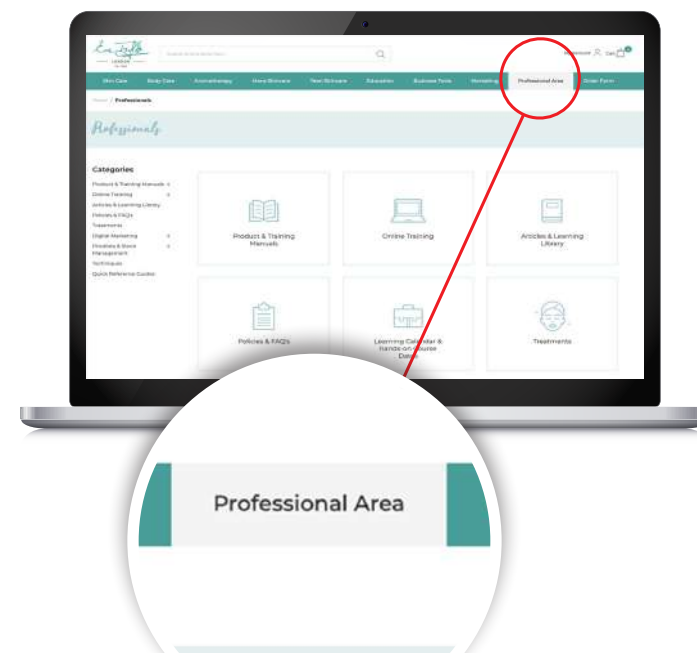
Give a professional impression to your clients with our range of business tools including badges, consultation cards, samples, product displays and branded towels. You will also find retail price lists to download, print and give to clients.

Browse the range by hovering your mouse over **Business Tools** on the menu bar and choose from the drop-down menu.



Professional Area

You can also access all materials specific to being an Eve Taylor therapist by visiting the Professional Area from the menu bar. Here you will find short cuts to Training, Marketing, Treatments and more.



Education & Training Resources

At Eve Taylor we know that knowledge is vital to a successful and profitable business, and this is why we've created a wide syllabus of education resources.

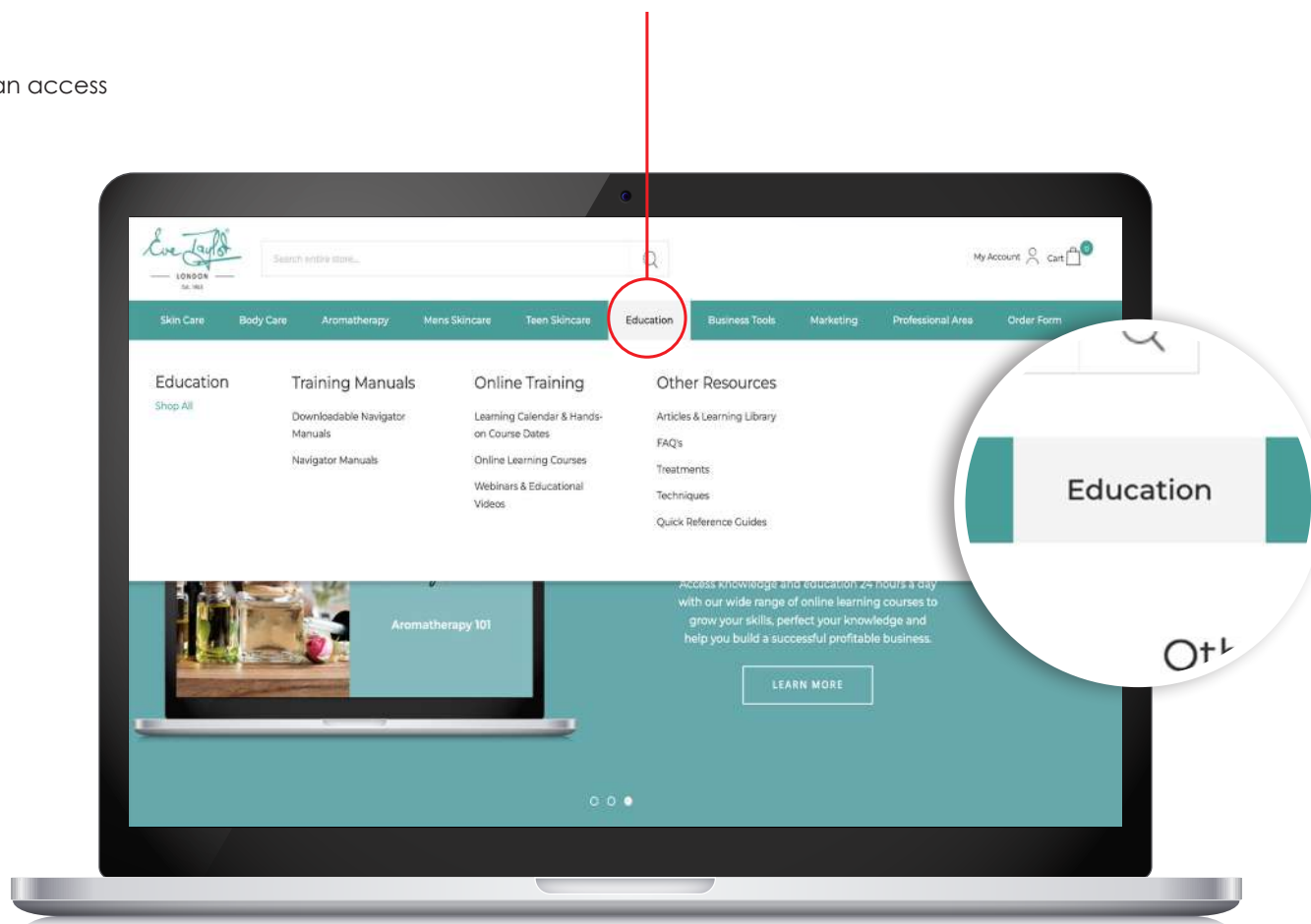
Our Online Education Portal

We have a comprehensive online training library which you can access whenever suits you to expand your knowledge or brush up on techniques.

This includes

- **Digital Training Manuals (Navigator manuals)** - to download, read and refer to when needed
- **Online Training Courses** - learning of products, services and other education subjects to expand your knowledge
- **Webinars** - educational videos with product know how and tips and tricks to help your business
- **Techniques** - videos showing our signature hands-on techniques and how to perform them
- **Quick reference guides** - cheat sheets to print out and have to hand to answer questions quickly
- **Answers and solutions** - this extensive list gives you the answers you need to those frequently asked questions

To find the training resources, go to **Education** on the menu bar and select the area you're interested in from the drop-down menu.



Education & Training Resources

Navigators

This Skincare Navigator is your go-to guide for all Eve Taylor products and includes full ingredient lists, features and benefits, and how to use the products. Keep this to hand for when you have immediate questions.

Mandatory Training Courses

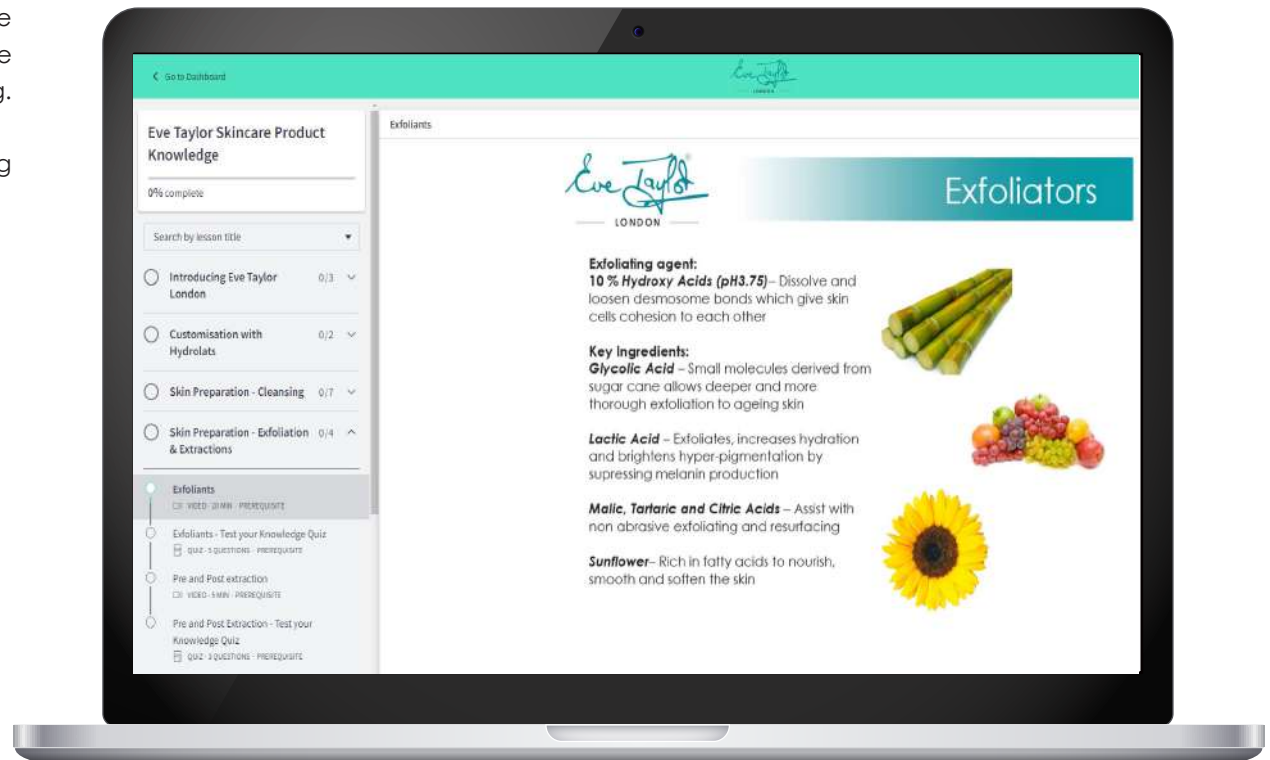
Regardless of the skincare opening package you ordered, you need to complete our Skincare Product Knowledge online class within one month of receiving your first order to ensure you have an understanding of the products you are using.

This and our other courses are available on our online training portal, and you can work through them at your own pace.

Our additional free online courses we have available include:

- **Spa Body Product Knowledge**
- **Consultation Masterclass**
- **Retailing 101**
- **Training for non therapists and supporting staff**
- **Rosacea Masterclass**
- **Hyperpigmentation Masterclass**
- **Aromatherapy 101**
- **Reactive skin**
- **Ultrasonic Micro-therapy Device**
- **Effective extractions**

Each course has a 3 month time frame from the time of enrollment allowing you to revisit and recap. If you need this extending, please email education@eve-taylor.com





Eve Taylor Hands-on Training

Once you have completed our online product knowledge courses, if you feel you would benefit from practical learning, we offer hands-on classes.

Eve Taylor Head Office training

Held in our fully equipped education suite at our head office located in Peterborough (PE3 8YR) we offer skincare hands-on, spa body therapy hands-on, and skin profiling analysis classes, allowing you to use all products and learn our signature techniques under the guidance of our experienced instructors.

Dates can be found in the education drop down menu of the trade website under 'hands-on training dates'.

In-salon training

We also offer in-salon training where one of our instructors can visit your own location to deliver hands-on training to you and your team.

This service is ideal if you have multiple staff and reduces the need for travel and potential accommodation.

We charge a set fee for in-salon training, this is regardless of the number of staff you have attending.

To find out more details or to book hands-on training, contact us on 01733 260161 or email education@eve-taylor.com

Answers & Solutions (FAQ's)

We know you're likely to have more in-depth questions that aren't answered in this Skincare Navigator so we have a dedicated section in the trade website to give you the answers and solutions you need.

Found in the education area drop down menu under Answers & Solutions we cover a vast range of topics that are likely to arise with your clients, these include:

Alcohol in products
Animal testing
Breastfeeding
Delivery of products
Dermaplaning
Electrical compatible products
Environmental & recycling
Epilepsy & seizures
Essential oils & animals
Gluten ingredients & Celiac
Hot stone massage
Iodine based products
Lavender free products
Linalool & allergens
Marketing & social media materials
Microdermabrasion
Microneedling
Nut allergies
Oncology products
Online selling & website
Parabens
Pregnancy
Product expiry & period after opening
Reward points
Ro-accutane & Iso-tretinoin
Rosacea
Shellfish based ingredients
Treatment pricing
Vegan products



Click this QR code to view our comprehensive Answers & Solutions section.
(Ensure you log in as trade).

If you need support that isn't answered on the website, please don't hesitate to get in touch.

Contact us at: education@eve-taylor.com



Business Tools

Our digital business tools have been created to support you and enable you to run a successful and profitable business.

Cost per use calculator

This excel spreadsheet based document is the essential resource for your business costings. It displays the cost per use for all professional sized products, and how many uses you will get from each bottle/tub (when using our recommended amount of product).

Treatment costs are displayed for each step in the treatment with a total and a suggested RRP for each treatment.

A section for retail products shows all RRP's and the physical profit you make when recommending homecare to your clients.

For those of you who use an EPOS system and use barcodes, we have a tab assigned with all retail barcodes, SKU's and RRP's.

A section also shows the cost per use for all retail products so you can advise your clients on how long their homecare can potentially last.

You can download this excel spreadsheet resource from the business tools dropdown menu in the trade website, under 'cost per use calculator'.

Jen Taylor Professional Skincare Cost Per Use Calculator						
The product cost per use is automatically calculated based on our suggested amount used, in the Cost per use column. Should you use more / less product than we suggest, please adjust the amount used in column E.				Product dispensing key: Skincare pumps - approx. 3.0ml per full pump Massage oil pumps - approx. 1.0ml per full pump Treatments/lotions - approx. 0.5ml per pump Body Serum pumps - approx. 0.5ml		
	Size ml's	Suggested amount to use	Potential uses per product	Product Cost (inc VAT)	Product Cost (ex VAT)	Cost per use (inc VAT)
ULTRA-SOOTHING						
Ultra Soothing Cleanser 200ml	250	3 Pumps	4.5	£8.00	£6.55	£1.78
Ultra Soothing Cleanser 500ml	500	3 Pumps	4.5	£15.00	£12.50	£2.78
Ultra Soothing Toner 250ml	250	6 spritzes	2	£8.00	£6.55	£4.00
Ultra Soothing Toner 500ml	500	6 spritzes	2	£16.00	£13.10	£8.00
Ultra Soothing Moisture Cream 250ml	250	3 Pumps	4.5	£11.00	£9.05	£2.44
SOOTHING						
Soothing Cleanser 250ml	250	3 Pumps	4.5	£8.40	£6.96	£1.55
Soothing Cleanser 500ml	500	3 Pumps	4.5	£16.80	£13.92	£3.10
Soothing Toner 250ml	250	6 spritzes	2	£7.00	£5.66	£3.50
Soothing Toner 500ml	500	6 spritzes	2	£14.00	£11.32	£7.00
Soothing Moisture Lotion 250ml	250	3 Pumps	4.5	£6.40	£5.27	£1.15
Soothing Moisture Lotion 500ml	500	3 Pumps	4.5	£12.80	£10.54	£2.31
Soothing Moisture Cream 250ml	250	3 Pumps	4.5	£10.00	£8.25	£1.83
Soothing Moisture Cream 500ml	500	3 Pumps	4.5	£20.00	£16.50	£3.67
BALANCING						
Balancing Cleanser 250ml	250	3 Pumps	4.5	£9.00	£7.43	£1.65
Balancing Cleanser 500ml	500	3 Pumps	4.5	£18.00	£14.86	£3.30
Balancing Toner 250ml	250	6 spritzes	2	£10.00	£8.25	£4.13
Balancing Toner 500ml	500	6 spritzes	2	£20.00	£16.50	£8.25
Balancing Moisture Lotion 250ml	250	3 Pumps	4.5	£6.00	£4.95	£1.10
Balancing Moisture Lotion 500ml	500	3 Pumps	4.5	£12.00	£9.90	£2.20
Balancing Moisture Cream 250ml	250	3 Pumps	4.5	£10.00	£8.25	£1.83
Balancing Moisture Cream 500ml	500	3 Pumps	4.5	£20.00	£16.50	£3.67
REPAIRING						
Repairing Wash 250ml	250	3 Pumps	4.5	£8.00	£6.55	£1.46
Repairing Wash 500ml	500	3 Pumps	4.5	£16.00	£13.10	£2.91
Repairing Toner 250ml	250	6 spritzes	2	£10.00	£8.25	£4.13
Repairing Toner 500ml	500	6 spritzes	2	£20.00	£16.50	£8.25
Repairing Moisture Lotion 250ml	250	3 Pumps	4.5	£6.00	£4.95	£1.10
Repairing Moisture Lotion 500ml	500	3 Pumps	4.5	£12.00	£9.90	£2.20
Repairing Moisture Cream 250ml	250	3 Pumps	4.5	£10.00	£8.25	£1.83
Repairing Moisture Cream 500ml	500	3 Pumps	4.5	£20.00	£16.50	£3.67

Jen Taylor Professional Skincare				Jen Taylor Professional Skincare			
PRODUCT NAME	CODE	SIZE	RRP	PRODUCT NAME	CODE	SIZE	RRP
Ultra Soothing Cleanser	USC250	250ml	£8.00	Cleanser Replenishing Cream	CR250	250ml	£15.50
Ultra Soothing Cleanser	USC500	500ml	£16.00	Cleanser Replenishing Toner	CR250	250ml	£15.50
Ultra Soothing Toner	UST250	250ml	£8.00	Replenishing Cream Enriched with Vitamins	RC250	250ml	£15.50
Ultra Soothing Toner	UST500	500ml	£16.00	Replenishing Cream Enriched with Vitamins	RC250	250ml	£15.50
Ultra Soothing Moisture Cream	USMC250	250ml	£11.00	Replenishing Cream Enriched with Vitamins	RC250	250ml	£15.50
Ultra Soothing Moisture Cream	USMC500	500ml	£22.00	Replenishing Cream Enriched with Vitamins	RC250	250ml	£15.50
SOOTHING				SOOTHING			
Soothing Cleanser	SC250	250ml	£8.40	Soothing Cleanser	SC250	250ml	£8.40
Soothing Cleanser	SC500	500ml	£16.80	Soothing Cleanser	SC500	500ml	£16.80
Soothing Toner	ST250	250ml	£7.00	Soothing Toner	ST250	250ml	£7.00
Soothing Toner	ST500	500ml	£14.00	Soothing Toner	ST500	500ml	£14.00
Soothing Moisture Lotion	SM250	250ml	£6.40	Soothing Moisture Lotion	SM250	250ml	£6.40
Soothing Moisture Lotion	SM500	500ml	£12.80	Soothing Moisture Lotion	SM500	500ml	£12.80
Soothing Moisture Cream	MC250	250ml	£10.00	Soothing Moisture Cream	MC250	250ml	£10.00
Soothing Moisture Cream	MC500	500ml	£20.00	Soothing Moisture Cream	MC500	500ml	£20.00
BALANCING				BALANCING			
Balancing Cleanser	BC250	250ml	£9.00	Balancing Cleanser	BC250	250ml	£9.00
Balancing Cleanser	BC500	500ml	£18.00	Balancing Cleanser	BC500	500ml	£18.00
Balancing Toner	BT250	250ml	£10.00	Balancing Toner	BT250	250ml	£10.00
Balancing Toner	BT500	500ml	£20.00	Balancing Toner	BT500	500ml	£20.00
Balancing Moisture Lotion	BL250	250ml	£6.00	Balancing Moisture Lotion	BL250	250ml	£6.00
Balancing Moisture Lotion	BL500	500ml	£12.00	Balancing Moisture Lotion	BL500	500ml	£12.00
Balancing Moisture Cream	MC250	250ml	£10.00	Balancing Moisture Cream	MC250	250ml	£10.00
Balancing Moisture Cream	MC500	500ml	£20.00	Balancing Moisture Cream	MC500	500ml	£20.00
REPAIRING				REPAIRING			
Repairing Wash	RW250	250ml	£8.00	Repairing Wash	RW250	250ml	£8.00
Repairing Wash	RW500	500ml	£16.00	Repairing Wash	RW500	500ml	£16.00
Repairing Toner	RT250	250ml	£10.00	Repairing Toner	RT250	250ml	£10.00
Repairing Toner	RT500	500ml	£20.00	Repairing Toner	RT500	500ml	£20.00
Repairing Moisture Lotion	RL250	250ml	£6.00	Repairing Moisture Lotion	RL250	250ml	£6.00
Repairing Moisture Lotion	RL500	500ml	£12.00	Repairing Moisture Lotion	RL500	500ml	£12.00
Repairing Moisture Cream	RC250	250ml	£10.00	Repairing Moisture Cream	RC250	250ml	£10.00
Repairing Moisture Cream	RC500	500ml	£20.00	Repairing Moisture Cream	RC500	500ml	£20.00

All trade prices are subject to VAT charged at 20%. We reserve the right to change prices without notice.

Page 3

Trade Pricelists

Our trade pricelist can be viewed and downloaded to refer to when preparing your orders. All prices displayed in the trade pricelist are subject to VAT at 20% as set out by UK law.

Retail Pricelist

We also retail pricelists for skincare, spa body therapy, and essential oils which you can download and print to display in salon, give to clients. These display the RRP which is the price the client pays.

You can download our pricelists from the business tools dropdown menu in the trade website, under 'pricelists'.



Click this QR code to view our price lists.
(Ensure you log in as trade).



Julie



Michelle



Angela

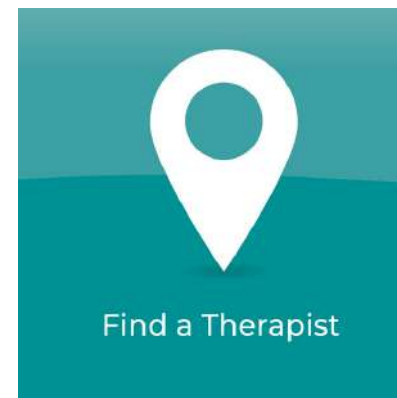
Our Community

Therapist Finder

Make sure you are on our online Therapist Finder so that potential clients can find you when searching for a local Eve Taylor therapist.

To be included on our Therapist Finder, you must first complete the mandatory Skincare or Spa Body online training course.

Upon completion please email webadmin@eve-taylor.com with your details and course certificate number. You will then be added ready for new customers to find you.



Facebook Therapist Group

We also have a therapists-only Facebook group specifically for account holders. Here you will find an active and supportive network of Eve Taylor therapists sharing advice and ideas with each other.

To join this active community simply visit:

www.facebook.com/evetaylorprofessional and request to join the group. Please note you will need to verify you are an active stockist by including your account number found on your invoices, e.g. TAYE02 alternatively you may input the post code associated on your trade account.



Aromatherapy & Essential Oils

Aromatherapy is the therapeutic use of essential oils to maintain wellbeing and has been used for millennia by various civilisations around the world. It is an exact science based on plant chemistry with essential oils being used in a variety of ways to enhance the wellbeing and needs of your client.

Essential oils are the purest ingredients on the planet and are derived from plants. These amazing botanicals are extracted from various parts of the plant offering multiple benefits. Essential oils are typically derived from flowers, leaves, bark, roots and fruit peel.

Eve Taylor® products expertly blend essential oils together to create synergistic formulations. The collective effects of a synergy become greater than the individual effects and offer highly therapeutic and effective benefits to both the skin and the senses.

All our products are blended primarily for their function and the benefits they offer to the skin. The amazing aromas the products offer are actually secondary benefits.

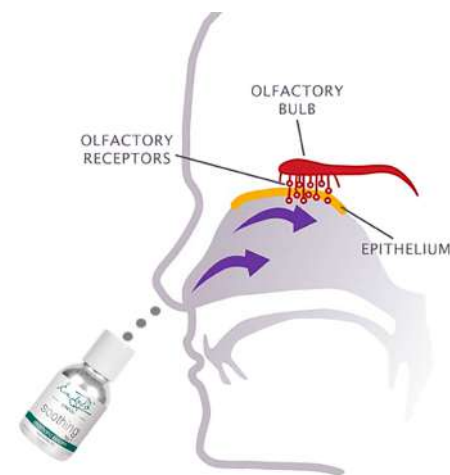
All Eve Taylor® essential oil blends such as face massage oils, body massage oils, aromatic serums and body serums, use a specialist time honoured, hand blending technique developed over 50 years ago, giving the products a unique edge over our competitors.

The Sense of Smell

In order to understand the power of aromatherapy we must have a basic understanding of the sense of smell. It is through the sense of smell that essential oils will make their first impact on the client. As humans we can only detect volatile substances, where molecules are light enough to evaporate into the atmosphere and reach the nose. Essential oils are highly volatile which is why they are so aromatic.

The sense of smell (olfaction) as we all know begins with the nose. At the top of the nasal cavity we find a structure called the olfactory epithelium, which is about the size of a postage stamp. Embedded in this tissue are millions of microscopic sensory nerves called olfactory hairs or olfactory neuron receptors.

Chemical molecules enter the nose and dissolve in a mucus covering in the olfactory epithelium. It is not known what actually causes olfactory receptors to react - it could be a chemical molecule's shape or size or electrical charge. The electrical activity produced in these hair cells is transmitted to the olfactory bulb which extends into the olfactory tract and transmits the signals to the brain.



The region of the brain activated by smell is called the limbic system. This is involved with emotional behavior and memory. When we smell something, it often brings back memories associated with an object, through a process called memory anchoring. Unlike other senses which pass through the thalamus region of the brain, where sensory integration occurs, olfaction has a direct line.

Smell can trigger both emotional and physical reactions even without our conscious awareness of it. Using aromatherapy within facial treatments can have a profound effect to our clients, aiding in positivity to the mindset and a sense of all-round wellbeing.

Essential Oil Absorption

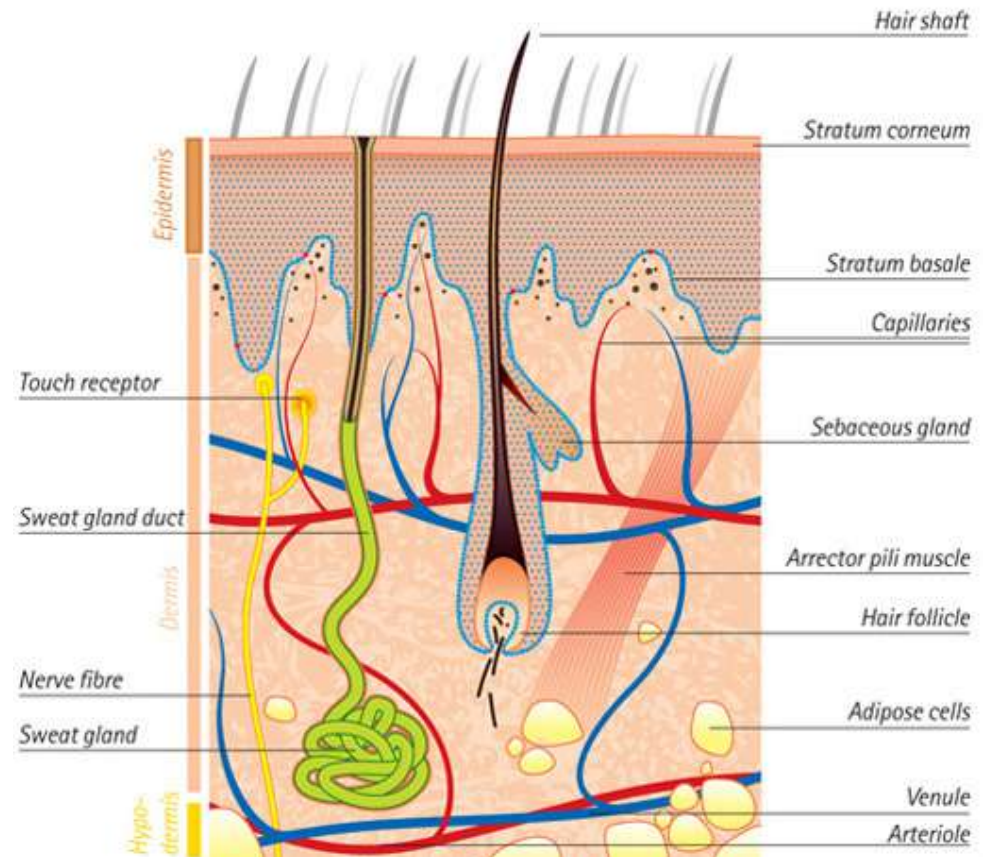
The skin is designed to stop foreign substances from penetrating the largest organ of the body, however pure natural essential oils have an amazing ability to penetrate the skin in two ways.

The first is via the epidermis in which the molecules penetrate intercellularly, passing through the lipid matrix. This allows a saturation on the epidermal level to give strengthened support. Essential oils have an amazing affinity with both oil and water and so can hydrate and increase moisture level reserves in the skin by preventing trans epidermal water loss.

The second and most unique way is penetrating the skin via the follicles. Essential oils are lipid soluble meaning they have the ability to penetrate the skin via the follicles. They easily pass through the lipid matter, reaching a greater depth than any other topically applied product, offering an intensive effect.

Essential oils should never be applied neat to the skin or ingested internally due to their volatile nature as they can cause irritation, burning and blisters.

All Eve Taylor products are pre-blended ensuring safety for the therapist and client alike.





Skin Profiling Analysis

Skin Profiling Analysis is the specialist skin analysis system created by Eve Taylor and is created as the key tool when treating the needs of clients and their skin, it uses knowledge and expertise spanning over five decades.

Skin Profiling Analysis assesses your client's true needs. Using a combination of thorough consultation and hands on analysis, identify skin issues using specialist techniques from both eastern and western philosophies. Solutions are offered to support skin improvements.

Skin Profiling Analysis benefits the therapist by:

Building rapport and trust with clients through enhanced results and visible improvements to their skin from effective treatments and homecare use.

Providing an additional service to the menu, this could be offered as a chargeable service (redeemable against product sales), or offered complimentary.

Helping to convert non-facial clients or those who visit the business for other services such as waxing, nails or massage.

Increasing revenue and profit to the business with facial bookings and retail product sales.



How to conduct the consultation

When meeting a client for the first time before Skin Profiling Analysis or welcoming an existing client back before a facial, remember to offer a warm welcome. Greet them with a smile, give eye contact, use their name; it will help you to remember them and introduce yourself. We want to put the client at ease so they feel comfortable around us.

Through Eve's extensive years of practice she recommends the consultation be carried out by the therapist asking the questions and noting the answers on the card rather than the clients being asked to fill it in themselves.

Each and every question you ask is relevant to identify the clients true needs. Whilst some sections of the consultation card may seem quite obvious to you there may be other areas which the client will require greater explanation to its significance.

Create a private area for you and your client to sit and talk through what happens within the Skin Profiling Analysis service. Explain that you will be asking a number of relevant health and lifestyle questions followed by the analysis which consists of visually looking at the skin as well as feeling the skin with the hands to assess the texture, secretions, tone and potential heat spots. Reassure the client that any information they share is strictly confidential and allows the best possible advice and recommendations.

Possibly the most important aspect of the consultation process is building trust and rapport with the client. There are several qualities we can nurture and develop within ourselves to assist in this process:

Empathy and caring

Everyone wants to feel heard and understood, it's a basic human need. When our clients come to us with a specific concern regarding their skin it's our duty to actively hear what they have to say about it. Don't quickly dismiss a few pre-menstrual breakouts with, "It's no big deal." It may be a very big deal to your client. By showing an understanding attitude you will help build rapport.

Competence and knowledge

Clients expect you to solve their skin issues. When they start to see improvements in their skin their level of trust in you will increase. We may need to use our knowledge to explain what is occurring and why they have this issue. Taking this extra time at the start of each new consultation means that once we've earned the clients trust there is a much greater chance they will become loyal.

Consistency and reliability

To maintain ongoing trust with a client consistency and reliability is a must. Not being late for treatments, delivering the best treatment time and time again. It is too easy to become complacent with regular clients so staying mindful that clients have choices to go anywhere at any time will help you show gratitude for their business.

Navigating the consultation card

Contact information

Clients year of birth can be useful to assess if female clients are menstruating to bear in mind skin fluctuations that can occur with changes in hormones. Addresses, emails and phone numbers are used to keep in touch, whether for marketing purposes such as e-letters, confirmation calls or texts or simply to contact them if they are not at an appointment on time we need to be able to get hold of them.

Health history

Some clients get a little nervous when we start asking about their health history and wonder why you would need this information. Simply reassure them this is for their safety and even give an example of Roaccutane being a contraindication to exfoliation.

Please list any serious illnesses you have experienced

Allows you to record any ailments or illnesses they have had or currently have rather than listing numerous disorders that you have to read through one by one. The key purpose of this question is have they fully recovered, is it an ongoing concern, are they contagious, how long ago did it occur as this will be affecting their immune response and healing rate.

Please list any surgeries you've had

One of the main reasons we ask this question is to find out if there is any fresh scar tissue that could contraindicate any planned treatments. Any surgery or more specifically the anesthetic can leave the body and skin dehydrated.

Please list any medication you are currently taking

Anti-coagulant or anti-platelet agents often prescribed for cardio vascular disease will thin the blood leaving the client more prone to bruising easily. Corticosteroids are often prescribed for inflammatory conditions. Arthritis, dermatitis eczema and tendonitis are a few examples. Possible side effects affecting the skin may be acne, stretch marks, thinning the skin or discoloration.

Anti-biotics, diabetic medication, the contraceptive Pill, HRT, anti-depressants can cause photosensitivity (or sun sensitivity) which is inflammation of the skin induced by the combination of sunlight and the medications or substances. This causes erythema of the skin and may look like sunburn.

Do you now or have you ever smoked?

Smoking destroys Vitamin C, which is vital for collagen formation. This may have accelerated the ageing process with clients presenting with lines and wrinkles. Skin will look less radiant and more asphyxiated because the blood carries less oxygen and so will greatly dehydrating the body and equally the skin.

Consultation Card Client's D.O.B.

Client's Name

Address

Email Telephone

Agree to marketing ☐ ☐ How did you hear about us?

Health history

Please list any serious illnesses you have experienced

Please list any surgeries you have had

Please list any medication you are currently taking

Do you now or have you ever smoked? ☐ ☐ Do you have metal implants, body piercing or pacemaker? ☐ ☐

Do you have any known allergies? ☐ ☐ Are you under a Doctor's care for any reason? ☐ ☐

Are you pregnant or planning a pregnancy? ☐ ☐ Do you experience chloasma/melasma? ☐ ☐

Questions to ask every visit

Are you currently taking any prescription medication or under a doctor's care? ☐

Are you on or due your monthly cycle? ☐

When did you last exfoliate? ☐

I warrant (to the best of my knowledge) that the answers I have given are correct and that I have not withheld any information that may be relevant to my treatment.

Client signature Date:

Treatment record

Date	Treatment received / products used	Therapist
1		
2		
3		
4		
5		
6		
7		
8		

Nutrition and lifestyle

What percentage of your average daily diet is fresh food? %

What percentage of your average daily diet is processed food? %

How many of the following drinks do you consume on a daily basis?

Coffee Tea Fizzy drinks Water Alcohol/Wine/Beer

How often do you exercise?

What is your favorite pastime?

What is your current occupation?

On a scale of 1 - 10 how do you rate your current stress level?

Would you say your sleep patterns are: Adequate ☐ Not enough ☐ Plenty ☐

How much UV exposure do you have now and in the past?

Your skin

Do you ever experience: Redness ☐ Tightness ☐ Itchiness ☐ Breakouts ☐ Dry / Itchy ☐

What is your specific concern about your skin?

Is this ongoing or a temporary condition?

Do you have any known allergies?

When a client has expressed they have an allergy to anything, whether it's a skincare ingredient or not, this indicates that they will have more histamine in their body than someone who has no allergies. We need to exercise more caution with this client and use the least "active" ingredients on their skin until we have worked with them a few times to see what their skin can or cannot tolerate.

Do you have any metal implants, piercings or pacemaker?

This is relevant if you are going to be using an electrical modality that passes current through the body such as galvanic, faradic or microcurrent this client would be contraindicated.

Are you under a Doctor's care for any reason?

Will prompt them to think of any ongoing medical condition they may have. You could also include asking if they have recently visited a dentist. Clients who have under gone dental work may be temporarily hypersensitive due to local anesthetic making them reactive to products.

Do you experience claustrophobia?

To ensure the clients own comfort, consider avoiding the use of alginate masques, hot towels or large sponges and brushes. Stay with the client at all times and don't leave the room. Also ensure that the client is comfortable with covering and blankets.

What percentage of your average daily diet is fresh or processed food?

We are discovering whether diet could be contributing to any specific skin conditions the client may have. Fresh unprocessed food is better for the body than factory manufactured food. Fresh food contains more unadulterated vitamins, minerals and nutrients that the body can utilise versus pre-cooked, pre-packaged food are devoid of most of the original nutrients. If we only give the body poor quality food it will make poor quality cells which equates to poor quality skin.

Fluid intake (What do you consume on a daily basis?)

This is also a vital factor in healthy skin. We all know that we should be drinking 6-8 glasses of pure water per day. Coffee, tea and most fizzy drinks contain caffeine which when consumed in moderate amounts (up to 5 drinks or 400mg per day) may not have any adverse effects on the body, however if excessively consumed, these could result in dehydration, nervous jitters or even interrupt sleep.

- **Coffee/Tea** is acidic and may contribute to internal inflammation that shows as redness on the skin.

- **Fizzy drinks** are high in sugar and can act as a trigger and contribute to breakouts.

- **Water** is essential for hydration of the skin, clients who consume adequate water are more likely to have healthy, hydrated skin.

- **Alcohol** has a dehydrating effect on the skin as well as triggering the "flush" response in clients prone to Rosacea.

How often do you exercise?

Exercise is beneficial for the entire body. By increasing blood flow we are encouraging oxygen and nutrient intake of the cells and improved elimination of toxins via the sweat glands. It can help with sleep patterns as well as managing stress levels.

What is your favorite pastime?

This may give us clues about extrinsic factors affecting their skin. Gardening, hiking, or any outside activity will increase their exposure to UV rays and potential sun damage. Exposure to cold or hot temperatures can also affect barrier function, capillary strength or pigmentation issues. Those who read or watch TV suggests a more sedentary lifestyle.

What is your current occupation?

Most of us spend a third of our day at work and this could be the root of mental or physical stress. Where we work may also have an impact on the skin; for example:

- **Office workers** may find their skin and eyes become dehydrated due to working in front of computer screens.

- **Drivers** may find the increased exposure to pollutants causes skin to become lacklustre. Exposure to UV rays may also result in sun damage.

- **Factory workers** who are exposed to airborne chemicals for some may experience impairment to the barrier function.

- **Chefs** or those working in kitchens may find the high temperatures and humidity causes increased sebum production, whilst grease in the air may also trigger congestion and breakouts.

On a scale of 1-10 how do you rate your current stress levels?

Ask clients what they feel their stress level is today as it can influence your treatment, recommend future treatments, help them manage their stress with homecare routines and essential oil products.

Would you say your sleep patterns are adequate/not enough/plenty?

When we are asleep the body rejuvenates and repairs itself. It's not that we can necessarily change their sleep patterns but it can help us understand and empathise. Moving house, new job, new baby, exams, illness, worry, hormones are some of the many reasons sleep patterns can become disrupted leading to it resonating in our skin.

How much UV exposure do you have now and in the past?

Past or present UV exposure can explain pigmentation patterns, dehydration or even lines and wrinkles. It's also a key opportunity to educate our clients in the use of sunscreens. Remember it's not just the sun but also sunbeds that can cause skin issues and damage will still be done.

Your Skin

Whilst we are the trained professional having learned how to identify the various skin types and skin conditions, clients live in their skin 24/7 and their feedback and perception of their own skin is vitally important. Not only can they give you more insight into the day to day behaviour of their skin but also they can share with precisely what their concerns are so you can both be clear as to what improvements they wish to see in their skin. These questions will help us identify the skin type as well as other conditions that they may be experiencing.

Do you ever experience flakiness?

We want to ask where specifically occurs and how frequently. It could be a sign that the skin severely dehydrated and inherently dry, lacking in both water (moisture) and oil (sebum) if it is always present. It would be useful to ask how long it's been occurring and if the skin on their torso is also dry.

Do you ever experience tightness?

This can indicate they have dehydration issues. Tightness may occur after washing/cleansing their skin but at no other time. That could be caused

by a cleanser that is formulated to degrease an oily skin and not suitable for this client's skin if being used. It could be caused by water that is too hot and stripping away its natural oils. It could even be the cleansing product is not being thoroughly rinsed from the skin.

Do you ever experience redness?

This is an indication of sensitivity and most frequently occurs in the cheek area. It could also be a sign that the skin is naturally thinner. Paler skin will show redness more easily than a skin with more melanin pigment and is not the sole indicator of sensitivity. When there is obvious, visible redness the skin needs to be treated in a more gentle way.

Do you ever experience breakouts?

This refers to spots and pimples. Most commonly there is some hormonal fluctuation occurring; puberty, menstruation, pregnancy or stress. Find out how frequently the breakouts occur, where on the face or body they are as well as how long this has been going on for. Is the cause genetic, does it run in the family? Could it be due to internal or external environment? Is it a reaction to prescribed or non-prescribed medication? Could their occupation could be a trigger?

Do you ever experience oily shine?

This can help to determine levels of oiliness. Find out how soon after cleansing (removing skin oils) the shine returns. If within a few hours the skin is producing a lot of oil, if by the end of the day, the skin isn't excessively oily.

What is your specific concern about your skin?

This is key to both homecare product recommendations and treatment protocol. Relating homecare products and gearing the treatment to address these concerns will ensure you are listening to the client and fulfilling their needs.

Is this ongoing or a temporary concern?

This will give you more insight as to the cause. For example, if the client is concerned with breakouts in the chin area and they just appeared over the last few days check to see if she is due for her menstrual cycle and if it happens every month. If it does it could be the "normal" fluctuation of hormones for this client.

What specific improvements do you wish to see?

The client may never have had a professional facial before and could think all the breakouts will be healed and gone in one session. This is an opportunity for you to explain about skin healing, importance of homecare, regular treatments to manage the skin, not picking at the lesions, etc.

Have you ever received a salon/spa treatment before?

Tells us how savvy they are with the treatment process. We may need to explain in more detail what the treatment will involve if they are new to these types of services.

What were the results?

This can again give you the opportunity to see whether their expectations were realistic or not and allow you to be realistic and objective with what your service can achieve.

Skincare products

This is a vital question to ask as far as recommending homecare products are concerned to solve a problem and satisfy the needs of the clients' skin. On the other hand, it could also be the root of skin problems.

What brand of skincare are you using of the following on your face/body?

Asking the client which products are currently used allows you to measure their level of sophistication so that you can prescribe products accordingly without overwhelming them with unnecessary recommendations but also allows you to evaluate what they are currently using and consider if those products are exasperating their skin concerns.

Are the products too richly nourishing for the skin? An oily dehydrated skin could attempt to stop the surface dryness with a very emollient moisturiser. If the skin is dry the client may simply need to avoid using soap and use a moisturiser to supplement a natural lack of oils to the skin. Over exfoliation could be the root cause of dehydration and non-mineral based pigmented make-up could be the cause of breakouts.

Request they bring (or send in advance) a list of all skincare and make-up products they use so you can assess to whether the products they are using are contributing to their skin issues.

Have you ever had any of the following treatments?**Botox or dermal filler**

Ensure the skin is settled enough to not cause any discomfort at the injection site. 72 hours/3 days is the absolute minimum amount of time to wait to perform treatments after these procedures, however 7 days is recommended.

IPL / Laser

(Intense Pulsed Light) machines and may be used for tightening the skin lightening hyperpigmentation, reducing redness where dilated capillaries or rosacea exists, hair removal or even tattoo removal. It could be anywhere between 3 days to 12 weeks until other treatments may be performed depending on the type of laser used and the depth it penetrates into the skin.

Chemical peel or microdermabrasion

Depending on the strength of the peel or depth of the microdermabrasion, it could be up to a month before we can safely exfoliate again. Give careful consideration and proceed with caution.

Waxing

We need to wait at least 24 hours and ensure the skin is not showing signs of redness or irritation.

Questions to ask every visit

On each visit there will be additional questions you will want to ask the client to find out how their skin has been, any changes since last visit, using products ok, feedback on any samples given, etc. as well as the reminder questions.

Ask female clients if they are near or have their menstrual cycle, nerve endings are more sensitive at this time of the month. It's also worth noting that more sensitivity reactions occur during this time so not advisable to use higher active products.

Writing down the treatment record; what products were used and any electrical equipment will help you keep track of each service given for each client. Continue to ask the questions on the back of the card before asking the client sign and date it.



Skin Profiling Analysis Technique

The Skin Profiling Analysis technique is designed to be carried out using just the naked eye and hands as part of a visual and tactile method, this technique means we are not dependent on the need for tools to allow us to provide this service.

For enhanced effectiveness we have an array of modalities available to assist our analysis and may be used if preferred, the Eve Taylor® **Hand Held Magnifying Lamp** is our recommended tool, however a trolley based magnifying lamp, magnifying headset or woods lamp may be used as part of the Skin Profiling Analysis service.

It is important to touch and feel our clients skin during analysis, indeed one of Eve's sayings is: **"See with a feeling eye, feel with a seeing hand"**. Consider how the blind or visually impaired would read a book - through braille, they perfect their tactile senses allowing them to see with their hands. When we refine our own tactile senses we can bring about an entire new element to the service we offer.

Thorough washing of hands is fundamentally the first step before touching our clients skin, however following this by sanitising hands with an appropriate sanitising gel or **Purifying Toner** directly in front of the client, reinforces our strict hygiene standards.

Ensure you have explained to the client what happens during Skin Profiling Analysis and they are aware and happy for to you to be physically touching their skin, ensure they give consent as some clients may be expecting you to be looking with your eyes only.

Skin Profiling Analysis Technique

We start Skin Profiling Analysis on the left hand side of the forehead looking and feeling for four types of skin characteristics:

Colour

Redness, inflammation, visible sensitivity (touch sensitivity), capillary activity (thread veins, broken capillaries), hyperpigmentation, uneven skin colour, and sallowness.

Sebaceous Activity

Dryness (dull complexion), oiliness (high shine).

Texture

Smooth surface, rough texture, areas of skin build up flaking, hydration, dehydration, lines, wrinkles, open pores.

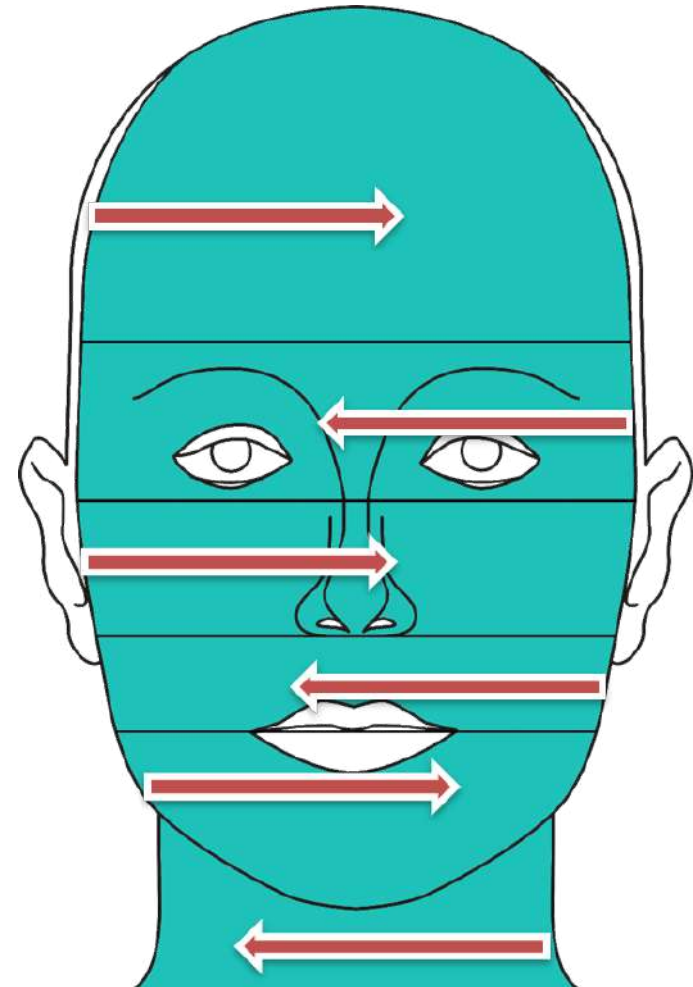
Tone

Tightness, elasticity & skin snap-back, loose/drooping skin areas, general loss of tone.

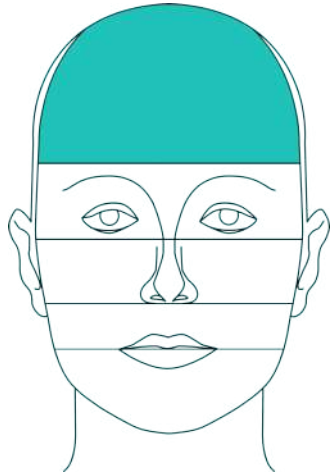
Look and feel the entirety of the area, assessing for the mentioned characteristics, When feeling the skin, use the thumbs and fingertips by lightly gliding them over the skins surface; feel for textural changes, for natural secretions and for heat spots.

Ensure you cover each area thoroughly and in its entirety before moving, downwards to the next area. Repeat the analysis from the side you left off, progressively working down to the neck and decollete area.

For full and thorough understanding of the technique we recommend attending our Skin Profiling Analysis class.



Skin Profiling Analysis Technique



Forehead area

Characteristics:

Breakouts, comedones, congestion.

Considerations:

Insufficient cleansing technique - look to cleanse more thoroughly using **Facial Cleansing Brush**.

Sleeping in make-up - work towards removing make-up each evening **Clear Cleanse**.

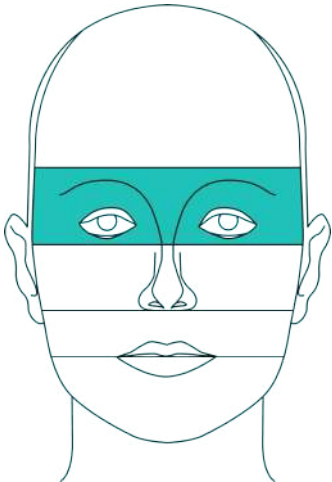
Use of rich hair care products - ensure hair products are rinsed adequately.

Characteristics:

Dehydration.

Considerations:

Insufficient water intake - apply topical hydrators such as **Soothing Masque** or **Hydrating Serum**



Eye area & between eyebrows

Characteristics:

Under eye puffiness, eye bags, dark circles, dehydration.

Considerations:

Insufficient make-up removal - look to cleanse more thoroughly using **Micellar Cleanse**.

Dark Circles - use **Nourishing Eye Complex** to smooth and brighten.

Lack of hydration- apply **Refining Eye Gel** morning and evening.

Characteristics:

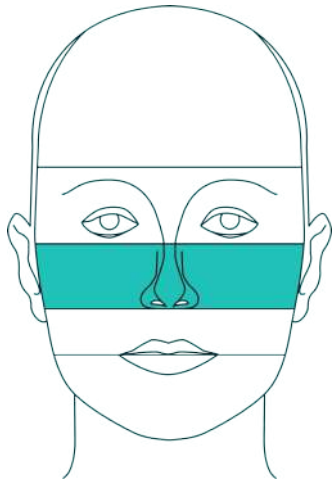
Congestion or breakouts between eyebrows.

Considerations:

Insufficient cleansing technique - look to cleanse more thoroughly using **Facial Cleansing Brush**.

Post eyebrow hair removal infection - apply **Purifying Spot Gel** as an after wax treatment gel.

Skin Profiling Analysis Technique



Upper cheek & nose area

Characteristics:

Sensitivity/Redness/High Colour/Broken Capillaries.

Considerations:

Over exfoliation - avoid scrub type exfoliants and limit frequency of exfoliation.

Cleansing with hot water - reduce temperature and cleanse with tepid water.

Rosacea-type condition - use **Ultra Soothing** range and **Moisturising Solar Shield SPF25** within the daily regime.

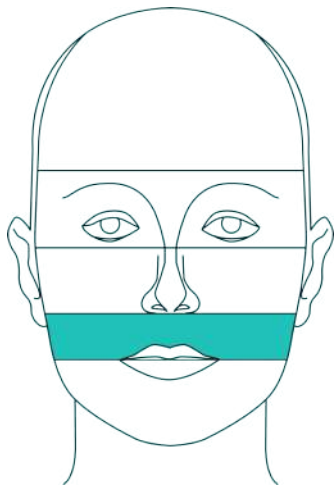
Characteristics:

Comedone and breakouts.

Considerations:

Insufficient cleansing - thoroughly cleanse using **Facial Cleansing Brush**.

Overactive sebaceous activity - use **Purifying Masque** 1-2 times per week to lift impurities.



Lower cheek & upper lip area

Characteristics:

Congestion and breakouts.

Considerations:

Mobile phone hygiene - ensure phone screen is cleaned regularly.

Make-up brush hygiene - clean make-up brushes on a weekly basis using **Clarifying Skin Wash**.

Tweezer hygiene - ensure tweezers are cleansed before and after use.

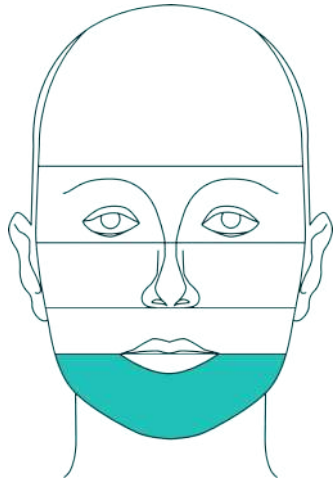
Characteristics:

Vertical lines.

Considerations:

Pursing of the lips - apply **Line Minimising Serum** to upper lip to smooth and soften lines.

Skin Profiling Analysis Technique



Jawline & chin area

Characteristics:

Congestion & breakouts.

Considerations:

Insufficient cleansing technique - look to cleanse more thoroughly using **Facial Cleansing Brush**.

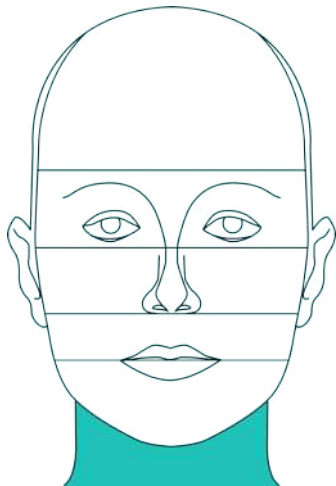
Overactive sebaceous activity - use **Purifying Masque** 1-2 times per week to lift impurities.

Characteristics:

Post-inflammatory hyperpigmentation.

Considerations:

Marks left from breakouts - Exfoliate with **Resurfacing Cream Exfoliant** and follow with **Illuminating Serum** to help dissipate pigmentation marking.



Neck and décolleté area

Characteristics:

Redness and sensitivity.

Considerations:

Allergies to pets or pollen- soothe area with **Ultra Soothing Cleanser** as flash masque.

Characteristics:

Hyperpigmentation.

Considerations:

The use of perfumes on skin - avoid spraying perfume on skin and ensure consistent use of **Daily Skin Defence SPF50**.

Effective Product Selection and Recommendation

Now we have completed analysis of the skin using the Skin Profiling technique, it is time to offer advice to our clients on what we recommend for forward treatments, homecare use and their general wellbeing.

Prioritise concerns

We must always prioritise certain skin issues over others as they may have the most impact on the skin and need to be addressed straight away. If the client has either inflamed skin or impaired barrier function then this should always be the priority to treat, both in-salon treatment and at-home as part of the ongoing homecare regime. Additional non-urgent issues can be treated as secondary concerns, as part of the home care regime using serums.

For example:

"The clients skin is very oily but also experiences severe sensitivity"

Treat the sensitivity with Ultra Soothing products first - the client may have inflammation we cannot see in the deeper layers causing damage. The oiliness is more of an inconvenience to the client rather than being a primary concern.

"The client is experiencing breakouts but has eczema type skin"

Treat the eczema with Ultra soothing products first - this will reduce inflammation from breakouts at the same time as improving the eczema, it will strengthen the skins natural barrier function, reduce inflammation and irritation on the skins surface. Spot treat with Purifying Spot Gel if the breakouts are especially pustular.

If the client's concerns are general then prioritise for their main issue or use the 'majority rule' to determine what is manifesting most on the skin.


Skin Profiling Analysis Recommendation Sheet


Complete the Skin Profiling Analysis Recommendation Sheet to record the following information:

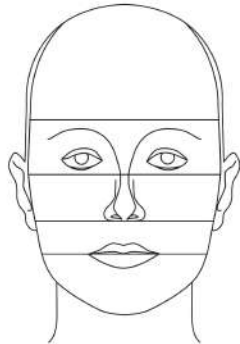
- ***The findings of your skin analysis using the symbols to show the client their skin conditions.***
- ***The clients skin type.***
- ***The primary product range and Aromatic Serum recommended for daily use.***
- ***The ongoing regime for their needs.***
- ***Any additional skin care or lifestyle advice recommendations for additional products.***

One copy is given to the client to take away, one copy is kept by the therapist as a record.

To discover simple and effective strategies for successful retailing, see the section at the back of this book.


Recommendation Sheet





Breakouts

Broken capillaries

Comedones

Congestion

Dehydration

Hyperpigmentation

Lines

Loss of tone

Milia

Sensitivity

Cleanser

am pm

am pm

am pm

Exfoliant

am pm per week

am pm per week

Masque

am pm per week

am pm per week

Serum / Target Treatment

am pm

am pm

am pm

Toner

am pm

am pm

Eye Treatment

am pm

am pm

Moisturiser

am pm

am pm

am pm

Protect & Prime

am pm

am pm

am pm

Name

Therapist

Date

Primary skin type

Primary range to use

Primary aromatic serum

Additional advice about your skin

Additional recommendations



Naturally Beautiful Product Range

In this section we discover the naturally beautiful range of aromatherapy inspired products, expertly created with decades of expertise for your clients needs.

This section consists of both professional and retail formulations with easy to use information to assist you during treatments and whilst recommending homecare.

Navigating the Eve Taylor® Range

ULTRA SOOTHING

Products for hypersensitive, reactive or reddened skin.
This range is essential oil free and uses ingredients such as Oatmeal, Camellia and Borage Seed Oil.

SOOTHING

Products for dry, mature, menopausal or mildly sensitive skin.
This range uses essential oils such as Geranium, Eucalyptus and Lavender within its formulations.

BALANCING

Products for normal or combination skin.
This range uses essential oils such as Basil, Jasmine and Ho wood within its formulations.

PURIFYING

Products for oily skin with comedones or breakouts.
This range uses essential oils such as Ylang Ylang, Lemongrass and Cedarwood within its formulations.

Colour coded for ease of use, each category consists of products to cleanse, tone and moisturise; with selected masques.
Following **Skin Profiling Analysis** the system to determine your clients skin type, you will select one of the four core ranges to use throughout the facial treatment and to recommend to clients as part of their homecare regime.

To treat the clients current skin condition, **target** products and **age resist** products compliment the core range to offer a more targeted approach to advanced concerns and skin needs.

TARGET

Products for the eyes, specialist cleansers, exfoliants, massage oils, serums, specialty masques and solar protection products.

AGE RESIST

Products formulated to treat and support the signs of ageing, using a synergy of botanicals and advanced ingredient technology.

Eve Taylor® also offers additional product lines to expand the salon range where required:

A stand alone range for men's skin care needs. (please refer to **ET Men Navigator**).

Products for the needs of teenage skin. (please refer to **Teen-Skin Actives Navigator**).

A comprehensive range for the body. (please refer to **Spa Body Navigator**).



Eve Taylor® HERO's are a selection of the brands best selling formulations. These multi benefit feel good products may be used on a wide variety of skin types and conditions, making them the easiest products to retail to your clients.

Navigating the Eve Taylor® Range

Eve Taylor® Products Containing Nut Oils



You will notice that many of our formulations contain plant oils with many extracted from nuts. We only use purified nut oils which have been **winterised**, **deodorised** and **refined**, a process to devoid them of protein particles - the element responsible for causing allergies.

Our certification confirms that any of the nut oils used in our products are free from allergens as listed in Annex III of Directive 2003/15/EC amending Directive Cosmetics 76/768/EC.

The products using nut based oils contain no detectable amounts of nut proteins and consequently, for the overwhelming majority of people of people who are allergic to nuts Eve Taylor products are suitable for use by those with nut intolerances or allergies. If ever in doubt, perform a patch test first.

Eve Taylor® Products During Pregnancy



As Eve Taylor is an aromatherapy based range, we use pure essential oils across most of our formulations. The use of essential oils often causes ambiguity to whether they are suitable for use during pregnancy.

You will find a section on each page which explains whether we deem a product to be suitable for use during pregnancy, however we recommend you consult your doctor or midwife before use.

For more details and considerations to make when treating pregnant clients, look at our Answers & Solutions (FAQ's) section in the education area of the trade website.

Eve Taylor® Vegan Friendly & Non Animal Tested Products



At Eve Taylor we endeavor to cater for the needs of all clients. As we use Honey, Bees Wax and Chitosan within some of our formulations, we are unable to say we are a vegan range, however this only applies to a small number of products.

You will find a section on each page which explains whether the product contains a known non-vegan ingredient in the formulation.

The Eve Taylor range is completely non animal tested. None of our products are, or have ever been tested on animals. This applies to raw ingredients as well as the finished products.

Hydrosols

Hydrosols are the aromatic water created during the hydro-distillation of plant material. These natural aromatic waters are perfect to use throughout the Eve Taylor® treatment to customise and tailor towards the needs of the client.

Skin type/condition:

Chamomile Hydrosol - Sensitive, irritated or skin with redness.

Rose Hydrosol - Dehydrated, ageing or post-menopausal skin.

Orange Hydrosol - Hyperpigmented, dull or uneven skin tone. Oily and greasy skin.

Geranium Hydrosol - Dry and moisture depleted skin.

Lavender Hydrosol - All skin types and conditions, those with breakout activity.

Peppermint Hydrosol - Skin with loose texture and loss of elasticity.

Pregnancy:

Hydrosols contain a low concentration of aromatic properties making them the least stimulating products in our range and a great option for use during pregnancy.

Features & benefits:

May be used to customise products in the Eve Taylor® range for a targeted treatment approach.

Aromatic action creates increased sensorial experience for clients during the facial.

Water base allows for lavish use, even for those usually contra-indicated to essential oils.

Ingredients:

Hydrosol water, Phenoxyethanol, Ethylhexylglycerin.



HYDROSOLS

Salon use:

Add to **Cleansers** or **Moisturisers**

Add into rinse water bowls for aromatic benefits

Dampen cotton disks

Dampen facial gauze

Spritz directly on to skin as toner

Mix into **Masques** or **Peel-off Masques** to customise

Spritz on to hot towels

Spritz into the air in treatment room to fragrance

Spritz onto towelings / bedding / curtains

Add to steaming device (follow manufacturers guidelines)

Add to manicure/pedicure bowls

Add to **Electro Gel** to customise iontophoresis (+) benefits

Salon application amount: Use as required.

Homecare use:

Spritz directly onto skin as toner.

Spritz around room for aromatherapy benefits.

Vegan friendly:

We deem Hydrosols to be suitable for vegans.

Sizes available:

Professional: 500ml, 250ml.

Retail: 250ml.

Micellar Cleanse – Eye & Lip

An advanced water-based formulation containing micelles which attract and gently dissolve make-up and cellular debris from the eye and lip area leaving the skin hydrated and super clean.

Skin type/condition:

All skin types and skin conditions.

Pregnancy:

May be used during pregnancy.

Features & benefits:

Gently and effectively removes makeup without irritation to the eyes.
Water based formula makes it safe for lash extensions and leaves no oily film.
Concentrated formula ensures economical use.

Cleansing/surfactant agent:

Micelles.

Key ingredients:

Micelles – Oil based molecules suspended in soft water attract dirt, debris and make-up.

Eye Bright – boasts soothing, astringent and soothing effects to the delicate eye area **Laminaria**

Hyproborea (Brown Seaweed) – Abundant in Amino Acid and minerals to condition skin around the eyes and aid in skin revitalisation.

Panthenol – Attracts moisture and offers moisturising properties

Ingredients INCI:

Aqua, Poloxamer 188, Glycerin, Propylene Glycol, Panthenol, Acrylates/C10-30 Alkyl, Acrylate Crosspolymer, Butylene Glycol, Triethanolamine, Sodium Benzoate, Potassium Sorbate, Disodium EDTA, Euphrasia Officinalis Extract, Laminaria Hyperborea Extract, Phenoxyethanol, BHT, Ethylhexylglycerin, Sorbic Acid.



CLEANSERS

Salon use:

Dispense **Micellar Cleanse** on to cotton pads (may be dry or dampened) and lightly sweep over closed eye and lip area.

For stubborn make-up, place saturated pad on closed eye area for 30-60 seconds before wiping away. Repeat this step if heavy make-up is worn to ensure thorough and enhanced product removal.

May be rinsed with water if necessary.

Salon application: 2 pumps (3ml).

Homecare use:

Dispense **Micellar Cleanse** on to cotton pads and lightly wipe over closed eyes and lips.

May be rinsed with water if preferred for enhanced product removal.

Homecare application: 5p -10p amount.

Frequency of home use: Daily, as required.

Vegan friendly:

This product is suitable to be used by Vegans.

Sizes available:

Professional: 250ml

Retail: 100ml / 50ml

Clear Cleanse®

A finely textured oil formulated to gently yet effectively pre-cleanse all skin types. Nourishing, lightweight oils effortlessly dissolve makeup and sebum whilst citrus essential oils provide a zesty, uplifting aroma. Leaves skin thoroughly clean of debris ready for second cleanse.

Skin type/condition:

All skin types and conditions except hypersensitive and eczema type skin.

Pregnancy:

May be used during pregnancy.

Features & benefits:

Highly effective for dissolving and liquefying all traces of makeup, sebum and skin debris.
Softens and nourishes the skin as it cleanses.
Quickly removes waterproof mascara.

Cleansing/surfactant agent:

The collective actions of Peach Kernel Oil, Rice Bran Oil, Sunflower Seed Oil and Argan Oil.

Key ingredients:

Argan Oil - rich in Vitamin E, essential fatty acids and anti-oxidants ensure the skin remains supple whilst fighting damaging free radicals.

Camellia/Green Tea - soothing benefits reduce redness whilst anti-oxidants protect the skin from external damage.

Peach Kernel Oil - gently yet effectively dissolves sebum and makeup.

Mandarin, Grapefruit & Orange - citrus oils offer a fresh zesty uplifting aromatic experience.

Ingredients INCI:

Caprylic/Capric Triglyceride, Laureth-4, Prunus persica Kernel Oil, Oryza sativa Bran Oil, Helianthus annuus Seed Oil, Citrus sinensis Peel Oil Expressed, Citrus paradisi Peel Oil, Lavandula hybrida grosso Herb Oil, Camellia Sinensis Leaf Extract, Citrus nobilis Peel Oil, Tocopherol, Calendula officinalis Flower Extract, Argania spinosa Kernel Oil, Linalool, Geraniol, Limonene, Citronellol, Citral.



CLEANSERS

Salon use:

Dispense **Clear Cleanse** into dry hands and apply over dry décolleté, neck and face; cleanse using upward circular movements. Wet hands and continue cleansing to emulsify. Remove thoroughly from skin using sponges, hot towels or mitts.

If removing waterproof mascara, dispense a small amount to cotton buds and apply to lashes. Use dampened cotton pads to lightly wipe over eyes to remove debris. Use with caution around eye area.

Continue with cleanser according to skin type.

Salon application: 2 pumps (3ml).

Top Salon Tip:

As an alternative to wetting hands to emulsify, wrap face in steam towel to emulsify and break down make-up and use towel to remove debris in one single removal.

Homecare use:

Dispense into dry hands and massage over dry face. Proceed to wet hands and continue massaging into skin to emulsify. Rinse with tepid water. Continue with cleanser according to skin type.

Alternatively, use damp wash cloth to emulsify and remove.

Homecare application: 10p amount.

Frequency of home use: Daily, morning and evening.

Top Homecare Tip:

Makes the perfect solution to break down heavy Halloween or festive make-up.

Vegan friendly:

This product is suitable to be used by Vegans.

Sizes available:

Professional: 500ml / 250ml

Retail: 150ml / 50ml

Ultra Soothing Cleanser

A rich, creamy cleanser with soothing Oatmeal and conditioning Camellia Oil. Gently cleanses, calms and nourishes ultra dry, sensitive or irritated skin without disturbing the skins delicate barrier.

Skin type/condition:

Ultra dry, sensitive, hypersensitive, dehydrated, reddened, or irritated skin.

Pregnancy:

May be used during pregnancy.

Features & benefits:

Gently but thoroughly cleanses dry, sensitive irritated skin without disturbing the delicate barrier.

Deeply nourishing, skin is left feeling soft, supple and hydrated.

Ultra soothing formulation helps to reduce redness, itching and irritation whilst strengthening the skins barrier function.

Cleansing/surfactant agent:

Colloidal Oatmeal, Cetearyl Alcohol & Glyceryl Stearate.

Key ingredients:

Oatmeal – rich in Saponins, Cholesterols and Avenanthremides, Oatmeal offers gentle cleansing properties whilst strengthening the skins barrier function. Its highly soothing benefits reduce irritation, itching and redness.

Camellia/Green Tea – combats redness whilst antioxidants protect the skin from free radical damage.

Sunflower Oil – abundant in Linoleic Acid, Sunflower Oil deeply nourishes, soothes irritation and imparts lipids into ultra dry skin.

Sorbitol – a potent sugar based humectant which binds essential moisture to the stratum corneum cells and prevents future moisture loss.

Ingredients INCI:

Aqua, Helianthus Annuus Seed Oil, Aloe Barbadensis (Leaf Juice), Glyceryl Stearate, Cetearyl Alcohol, Stearic Acid, Sorbitol, Cetareth 20, Avena Sativa Kernel Meal, Butylene Glycol, Prunus Amygdalus Dulcis Oil, Camellia Sinensis Leaf Extract, Phenoxyethanol, Tocopherol, Ethylhexylglycerin, Sodium Benzoate Potassium Sorbate, Citric Acid.



CLEANSERS

Salon use:

After pre- cleansing the skin with **Clear Cleanse**, spread a thin layer over décolleté, neck and face and perform cleansing routine. For enhanced cleansing benefits use dampened **Facial Cleansing Brush** in light upward rotating movements.

For Hypersensitive skin, pre-cleanse using **Ultra Soothing Cleanser**, repeating for deep cleanse.

Remove thoroughly from skin using sponges, hot towels or mitts.

Salon application: 3 pumps (4.5ml).

Top Salon Tip:

May be applied to cotton disks and used to cleanse irritated eyes.

Homecare use:

Spread a thin layer to face and neck and perform cleansing routine. For enhanced cleansing benefits use dampened **Facial Cleansing Brush** in light upward rotating movements.

Alternatively may be dispensed to cotton pads and wiped over the face to cleanse.

Rinse thoroughly with tepid water, damp washcloth or damp cotton pads.

Homecare application: 10p amount.

Frequency of home use: Daily, morning and evening.

Top Homecare Tip:

If the skin experiences irritation or redness apply a thin layer to the skin like a masque and leave for 10 minutes before rinsing with tepid water.

Vegan friendly:

This product is suitable to be used by Vegans.

Sizes available:

Professional: 500ml / 250ml

Retail: 200ml / 50ml

Soothing Cleanser

A light textured cleansing lotion with cooling Cucumber and Lettuce extracts. Amino acid rich Soya cleanses and softens the skin while a soothing synergy of essential oils calm and nourish.

Skin type/condition:

Dry, mature or sensitive.

Pregnancy:

May be used during pregnancy.

Features & benefits:

A soothing blend of essential oils gently cleanse without causing irritation to the skin. Creamy lotion consistency nourishes while cleansing, leaving skin soft and supple. Fresh aroma of Geranium and Lavender calm the senses.

Cleansing/surfactant agent:

Soya.

Key ingredients:

Cucumber – highly soothing due to its rich Caffeic Acid content, as well as moisture binding properties to hydrate.

Lettuce – soothing and calming properties reduce skin irritation.

Soya – abundant in amino acids, Soya smooths and hydrates the skin whilst offering excellent surfactant properties making it excellent for skin cleansing.

Geranium – a great essential oil which balances the skin and uplifts the emotions and mindset.

Ingredients INCI:

Aqua, Glycine Soja Oil, Stearic Acid, Cetearyl Alcohol, Butylene Glycol, Lactuca sativa leaf extract, Cucumis sativus fruit extract, Tilia cordata flower extract, Salvia officinalis leaf extract, Helianthus annuus seed oil, Tocopherol, Cupressus sempervirens Leaf/Nut/Stem oil, Eucalyptus globulus Leaf oil, Pelargonium graveolens Flower oil, Lavandula angustifolia oil, Santalum album wood oil, Persea gratissima oil, Triticum vulgare germ oil, Caprylyl Glycol, Decylene Glycol, Carbomer, Triethanolamine, Phenoxyethanol, Linalool, Geraniol, Limonene, Citronellol.



CLEANSERS

Salon use:

After pre- cleansing the skin with **Clear Cleanse**, spread a thin layer over décolleté, neck and face and perform cleansing routine. For enhanced cleansing benefits use dampened **Facial Cleansing Brush** in light upward rotating movements.

Remove thoroughly from skin using sponges, hot towels or mitts.

Salon application: 3 pumps (4.5ml).

Top Salon Tip:

May be mixed in equal parts with **Exfoliating Scrub** to provide a gentle exfoliating cleanse.

Homecare use:

Spread a thin layer to face and neck and perform cleansing routine. For enhanced cleansing benefits use dampened **Facial Cleansing Brush** in light upward rotating movements.

Alternatively may be dispensed to cotton pads and wiped over the face to cleanse.

Rinse thoroughly with tepid water, damp washcloth or dampened cotton pads.

Homecare application: 10p amount.

Frequency of home use: Daily - morning and evening.

Vegan friendly:

This product is suitable to be used by Vegans.

Sizes available:

Professional: 500ml / 250ml

Retail: 200ml / 50ml

Balancing Cleanser

This light textured Soya based cleansing lotion with essential oils of Lavender and Jasmine balance and harmonise the skin, whilst extracts of Sage and Linden Blossom ensure a thorough anti-septic cleansing action.

Skin type/condition:

Normal or combination skin.

Pregnancy:

May be used during pregnancy.

Features & benefits:

Creamy lotion cleanses without stripping the lipid bilayer, sustaining the skins water and oil balance. Natural anti-septic botanical extracts guard against breakouts. Herbal aroma provides a soothing effect to the senses.

Cleansing/surfactant agent:

Soya.

Key ingredients:

Lavender – balancing properties equalise the skin with soothing and anti-septic effects.

Jasmine – maintains a healthy equilibrium.

Soya – abundant in amino acids, Soya smooths and hydrates the skin whilst offering excellent surfactant properties making it excellent for skin cleansing.

Linden Blossom – a highly anti-septic botanical guards against breakout activity.

Ingredients INCI:

Aqua (water), Glycine Soja oil (Soya), Stearic acid, Cetearyl Alcohol, Butylene glycol, Cucumis sativus fruit extract (Cucumber), Lactuca sativa leaf extract (Lettuce), Salvia officinalis extract (Sage), Tilia cordata flower extract (Linden), Helianthus annuus seed (Sunflower) oil, Tocopherol, Jasminum Grandiflorum (Jasmine) Flower extract, Ocimum basilicum (Basil) oil, Cinnamomum Camphora Linalooliferum (Ho wood) oil, Lavandula angustifolia (Lavender) oil, Pelargonium graveolens (Geranium) flower oil, Melaleuca Viridiflora (Niaouli) Leaf Oil, Persea gratissima (Avocado) oil, Triticum vulgare (Wheatgerm) germ oil, Caprylyl glycol, Decylene glycol, Cananga odorata flower oil (Ylang Ylang), Carbomer, Triethanolamine, Phenoxyethanol, Linalool, Geraniol, Limonene, Citral, Eugenol, Citronellol, Benzyl, Benzoate, Benzyl salicylate.



CLEANSERS

Salon use:

After pre- cleansing the skin with **Clear Cleanse**, spread a thin layer over décolleté, neck and face and perform cleansing routine. For enhanced cleansing benefits use dampened **Facial Cleansing Brush** in light upward rotating movements.

Remove thoroughly from skin using sponges, hot towels or mitts.

Salon application: 3 pumps (4.5ml).

Top Salon Tip:

May be mixed in equal parts with **Exfoliating Scrub** to provide a gentle exfoliating cleanse.

Homecare use:

Spread a thin layer to face and neck and perform cleansing routine. For enhanced cleansing benefits use dampened **Facial Cleansing Brush** in light upward rotating movements.

Alternatively may be dispensed to cotton pads and wiped over the face to cleanse.

Rinse thoroughly with tepid water, damp washcloth or dampened cotton pads.

Homecare application: 10p amount.

Frequency of home use: Daily - morning and evening.

Vegan friendly:

This product is suitable to be used by Vegans.

Sizes available:

Professional: 500ml / 250ml

Retail: 200ml / 50ml

Purifying Wash

A foaming gel based cleanser to effectively remove skin impurities. Our synergistic blend of essential oils help reduce skin oil while providing anti-septic, deeply purifying properties for a clear, clean complexion.

Skin type/condition:

Oily, congested or breakout prone skin.

Pregnancy:

May be used during pregnancy.

Features & benefits:

Soap free, foaming cleanser deeply cleanses without over drying or stripping the skin. Coconut based cleansing agents lift impurities and sebum. Our unique blend of essential oils cleanse, purify and regulate oil rich skins.

Cleansing/surfactant agent:

Cocomides & Sodium Laureth Sulfate (SLES)

Key ingredients:

Lemongrass – astringent and purifying with a zesty fresh aroma.

Tea Tree – highly purifying and anti-septic properties fight and reduce breakouts.

Cocomides – cleansing agents derived from Coconut lift impurities and break down surface tension of oil.

Ylang Ylang – sebum regulating qualities reduce and normalise excess oil production.

Cedarwood – anti-septic benefits inhibit breakout causing elements.

Ingredients INCI:

Aqua (Water), Sodium Laureth Sulphate, Cocamidopropyl Betaine, Sodium Chloride, Propylene Glycol, Cocamine Oxide, Caprylyl Glycol, Polyquaternium-7, Cananga odorata (Ylang Ylang) flower oil, Juniperus virginiana (Cedarwood) wood oil, Lavandula angustifolia (Lavender) oil, Cinnamomum Camphora Linalooliferum (Ho wood) oil, Melaleuca alternifolia (Teatree) leaf oil, Cymbopogon flexuosus (Lemongrass) leaf oil, Santalum album (Sandalwood) wood oil, Tetrasodium EDTA, Citric acid, Phenoxyethanol, Sodium hydroxide, Sodium Benzoate, Linalool, Citral.



CLEANSERS

Salon use:

After pre- cleansing the skin with **Clear Cleanse**, dispense into dampened hands and mix with tepid water into a foam consistency. Spread over décolleté, neck and face and perform cleansing routine. Add water to reactivate in necessary.
(Must be mixed with water).

For enhanced cleansing benefits use dampened **Facial Cleansing Brush** in light upward rotating movements.

Remove thoroughly from skin using sponges, hot towels or mitts.

Salon application: 2 pumps (3ml) foamed with water..

Top Salon Tip:

Customise with **Tea Tree Hydrolat** for increased purifying and anti-septic benefits.

Homecare use:

Foam with tepid water and apply to face and neck and perform cleansing routine. For enhanced cleansing benefits use dampened **Facial Cleansing Brush** in light upward rotating movements.
(Must be mixed with water).

Rinse thoroughly with tepid water or damp washcloth.

Homecare application: 5p amount, foamed with water.

Frequency of home use: Daily - morning and evening.

Top Homecare Tip:

May be used to treat breakouts on the body.

Vegan friendly:

This product is suitable to be used by Vegans.

Sizes available:

Professional: 500ml / 250ml

Retail: 200ml / 50ml

Dynamic Resurfacing Cleanser

**A highly active cleanser to thoroughly clean and resurface ageing skin.
A Lactic acid complex exfoliates and renews the skins surface, defending against the visible signs of ageing, leaving skin fresh, soft and luminous.**

Skin type/condition:

Mature and ageing skin.
Skin with sun damage and a thickened texture.
Hyper-pigmented skin and skin with uneven tone.

***Not suitable for clients who experience skin sensitivity.**

***Avoid using if taking medically prescribed Ro-accutane/Iso-tretinoin or exfoliating medication.**

Pregnancy:

May be used with caution during pregnancy, however the potent formulation may cause irritation to hormonally sensitive pregnant skin. Cease use if irritation occurs.

Features & benefits:

Exfoliating Lactic Acid complex intensively resurfaces the skin whilst offering a thorough cleanse.
Brightens uneven skin tone and illuminates hyperpigmentation.
Increases epidermal cell turnover to defy the signs of ageing.
Promotes superior skin softness with continued use.
Soap free, mildly foaming formulation cleanses without drying the skin or breaking down essential lipids.

Cleansing/surfactant agent:

Coco-Glucoside & Sodium Cocoyl Glycinate.

Key ingredients:

Lactic Acid – this multi-action super ingredient resurfaces and exfoliates the skin increases epidermal hydration, fights the catalysts of hyper-pigmentation and brightens uneven skin tone.

Argan Oil - rich in Vitamin E, essential fatty acids and anti-oxidants to ensure the skin remains supple whilst neutralising damaging free radicals.

Cotton Seed Oil - rich in Omega-6 and Omega-3 fatty acids it conditions the epidermis and imparts skin softness.

Squalene - a powerful humectant which boosts hydration levels in the skin and combats moisture depletion.

Geranium – a versatile essential oil which improves the skin and uplifts the senses.

Ingredients INCI:

Aqua, Coco-Glucoside, Lactic Acid, Glycerin, Sodium Cocoyl Glycinate, Polyacrylate Crosspolymer-6, Sucrose Cocoate, Argania Spinosa Kernel Oil, Gossypium Herbaceum Seed Oil, Macadamia Ternifolia Seed Oil, Cocamidopropyl Betaine, Glycolic Acid, Pelargonium Roseum Leaf Oil, Olus Oil, Glycine Soja Oil, Malic Acid, Tartaric Acid, Tocopherol, Beta-Sitosterol, Citrus Limon Peel Extract, Rosa Multiflora Fruit Extract, Pyrus Malus Juice, Saccharum Officinarum Extract, Vaccinium Myrtillus Leaf Extract, Vitis Vinifera Leaf Extract, Squalene, Phenoxyethanol, Citric Acid, Propylene Glycol, Sodium Hydroxide, Butylene Glycol, Sodium Chloride, Ethylhexylglycerin, Sodium Phytate, 1-Butyl Alcohol, Citronellol, Geraniol, Linalool.



CLEANSERS

Salon use:

After pre- cleansing the skin with **Clear Cleanse**, dispense into dampened hands, add a small amount of tepid water and mix into a creamy foam consistency. Spread over décolleté, neck and face and perform cleansing routine. Additional water may be added for increased spreadability or to reactivate if necessary. Mild tingling may be experienced.

For enhanced cleansing benefits use dampened **Facial Cleansing Brush** in light upward rotating movements.

Remove thoroughly from skin using sponges, hot towels or mitts.

Salon application: 2 pumps (3ml) foamed with water.

Top Salon Tip:

For superior resurfacing effects, use blade edge of Use **Eve Taylor® Ultrasonic Micro-therapy Device** on 'exfoliate setting' to remove cleanser from skin.

Homecare use:

Dispense into dampened hands and mix with tepid water until a creamy foam consistency is achieved. Apply to face and neck and perform cleansing routine for 1-2 minutes for optimum resurfacing action. A mild tingling sensation may be experienced.

For enhanced cleansing benefits use dampened **Facial Cleansing Brush** in light upward rotating movements. Rinse thoroughly with tepid water or moist washcloth.

Homecare application: 5p amount foamed with water.

Frequency of home use: Daily - morning and evening.

As this product has an active nature, some clients may prefer to use once per day, in evening time.

Top Homecare Tip:

Apply to the skin as an exfoliating mini masque for 2 minutes, then proceed to work into skin with wet hands to cleanse.

Vegan friendly:

This product is suitable to be used by Vegans.

Sizes available:

Professional: 250ml

Retail: 180ml

Clarifying Skin Wash

A highly active, deeply clarifying cleanser with a potent advanced formulation to fight breakouts associated with congested, problematic skin.

Skin type/condition:

Full face congested breakout prone skin ONLY.
Not to be used on skin with general breakouts to small areas.

Due to the highly active nature of Clarifying Skin Wash, it is advised to slowly introduce this product into the homecare regime. Begin using 1-2 times per week and gradually increase use if no irritation occurs.

***Avoid using if taking medically prescribed Ro-accutane/Iso-tretinoin or exfoliating medication.**

Pregnancy:

May be used with caution during pregnancy, however potent formulation may cause irritation to hormonally sensitive pregnant skin. Cease use if irritation occurs.

Features & benefits:

Intensively cleanses oil rich, congested, breakout prone skin with pore clearing ingredients.
Fresh aroma of Peppermint offers a cooling, refreshing and purifying effect.
Anti-inflammatory botanicals help reduce redness and calm the skin.

Cleansing/surfactant agent:

Sodium C14-16 Olefin Sulfonat & Cocamidopropyl Betaine.

Key ingredients:

Glycolic Acid 2% - effectively exfoliates surface skin cells by loosening the bonds that give skin cells cohesion to each other.

Salicylic Acid 0.5% - a beta hydroxy acid with lipid soluble properties allowing it to penetrate the follicles, deeply cleansing and reducing inflammation associated with breakouts.

Tea Tree Oil - provides deeply purifying properties to combat breakouts.

Horsetail Extract - offers anti-septic effects to keep skin in check.

Lemongrass - astringent actions help to refine and cleanse follicles.

Ingredients INCI:

Aqua, Sodium c14-16 Olefin Sulfonate, Cocamidopropyl Betaine, Polyacrylate 1 Crosspolymer, Glycolic Acid, Glycerin, Salicylic Acid, Butylene Glycol, Mentha piperita leaf oil, Equisetum hyemale extract, Melaleuca alternifolia leaf oil, Hydrastis canadensis extract, Cymbopogon schoenanthus leaf oil, Hamamelis virginiana, Humulus lupulus extract, Citric acid, PEG-16 Macadamia Glycerides, Octyldodecanol, Silica, Sodium Propoxyhydroxypropyl, Retinyl Palmitate, Tocopheryl Acetate, Ascorbic Acid, Phenoxyethanol, Ethylhexylglycerin, Benzyl alcohol, Linalool, Limonene.



CLEANSERS

Salon use:

After pre-cleansing the skin with **Clear Cleanse**, dispense into dampened hands and mix with tepid water into a foam consistency, add additional water as necessary. Spread over décolleté, neck and face and perform cleansing routine. Avoid eye and lip area. Add water to reactivate in necessary.

(DO NOT use neat on skin, must be mixed and foamed in hands with plenty of water).

Due to the nature of breakout prone skin we do not recommend combining with **Facial Cleansing Brush**.

Remove thoroughly from skin using sponges, hot towels or mitts.

Salon application: 5p amount (0.5ml) foamed with water.

Top Salon Tip:

May be used on areas of the body such as the back, chest and arms as part of a body breakout treatment.

Homecare use:

Dispense a pea sized amount into dampened hands and foam with plenty of tepid water. Spread over dampened face, neck and décolleté and continue to cleanse, avoiding eye and lip area.

(DO NOT use neat on skin, must be mixed and foamed plenty of water).

Rinse thoroughly with tepid water or damp washcloth.

Homecare application: pea sized amount foamed with water.

Frequency of home use: 1 – 2 times per week initially. Increase frequency of use gradually if skin tolerates well. Limit use if irritation occurs.

Vegan friendly:

This product is suitable to be used by Vegans.

Sizes available:

Professional: 500ml

Retail: 200ml

Facial Cleansing Brush

This soft pliable cleansing brush is the perfect partner for all Eve Taylor® cleansers to enhance the daily cleanse. Made from 100% sustainable rubber, this long lasting brush is gentle enough for all skin types and conditions.

Skin type/condition:

All skin types and conditions.

Pregnancy:

May be used during pregnancy.

Features & benefits:

Time honoured design created by Eve Taylor herself in 1960's.
Massages gently, increasing circulation to aid cellular nourishment.
Glides smoothly across the skin, following the contours of the face.
Enables a more effective cleansing action than using fingers alone.
Smooth design ensures no place to hold dirt, debris or bacteria from previous usage.

Key ingredients:

100% Natural rubber.



CLEANSERS

Salon use:

Apply suitable cleanser to décolleté, face and neck, dampen **Facial Cleansing Brush** with tepid water and continue to cleanse in light, upward, circular, rotating movements. Two brushes may be used for an enhanced symmetrical cleansing effect.

View our two brush cleansing routine technique in the professional area of the website under 'facial techniques'.

Cleaning and disinfection

To clean and disinfect the **Facial Cleansing Brush**, first remove surface debris with hot soapy water, continue to immerse in a disinfecting solution (such as Barbicide or Mundo) for a maximum of 20 minutes; remove and rinse under running water. Place on its side to drain and dry. May also be placed in an ultra violet cabinet. (Not suitable for autoclave sterilisation).

Top Salon Tip:

*If sides of neck have a crepey appearance following the winter months, use **Facial Cleansing Brush** to deeply cleanse this often-neglected area.*

Homecare use:

Apply suitable cleanser to décolleté, face and neck, then dampen **Facial Cleansing Brush** with tepid water and continue to cleanse in light, upward, circular, rotating movements.

After use, rinse debris under hot running water then leave brush on its side to dry.

Periodically may be deeply cleaned by soaking in hot water or placed on the top shelf of a dishwasher.

Frequency of home use: Daily, morning and evening.

Top Homecare Tip:

*May be used with **Dynamic Resurfacing Cleanser**, **Micro-fine Daily Exfoliant** or **Exfoliating Scrub** to enhance exfoliating actions.*

Ideal lto help lift hairs as part of a pre-shave preparation.

Vegan friendly:

This product is suitable to be used by Vegans.

Micro-fine Daily Exfoliant

A fine textured powder based exfoliant with fruit enzymes to digest and dissolve surface skin cells. Botanical extracts brighten whilst leaving the skin ultra-soft and smooth.

Skin type/condition:

All skin types and conditions*, especially sensitive and rosacea type skin.

***Avoid using if taking medically prescribed Ro-accutane/Iso-tretinoin or exfoliating medication.**

Pregnancy:

May be used during pregnancy, however cease use if sensitivity occurs.

Features & benefits:

Non-abrasive enzyme exfoliation makes this the perfect exfoliant for all skin types and conditions.

Gently digests skin cells without aggravating the skin.

Illuminating botanicals brighten the skin, giving a fresh faced appearance.

Gentle formulation may be used daily for those who favor regular exfoliation (if skin tolerates).

Exfoliating agent:

Proteolytic enzymes - derived from Pineapple and Papaya digest the topmost corneocytes in a non abrasive, non aggressive way. Activated by moisture the biological activity of the enzymes breaks down corneocyte cells into small fragments revealing smooth soft fresh skin.

Key ingredients:

Proteolytic Enzymes– Papain and Bromelain from Papaya and Pineapple digest top most skin cells revealing bright, fresh polished skin

Alpine plants - illuminate and brighten, increasing luminosity and giving a more even skin tone.

Mallow extract - provides conditioning benefits for ultra-soft skin.

Eucalyptus - cools and calms whilst anti-inflammatory benefits reduce skin redness.

Bergamot - offers a subtle clean refreshing aroma.

Ingredients INCI:

Zea Mays Corn Starch, Disodium Lauryl Sulfosuccinate, Glucose, Maltodextrin, Hydrated Silica, CI 77891, Mannitol, Carica Papaya Fruit Juice, Citrus Aurantium Bergamia Fruit Oil, Eucalyptus Globulus Leaf Oil, Aloe Barbadensis Leaf Juice Powder, Glycerin, Papain, Aqua, Alcohol, Bromelain, Achillea Millefolium Extract, Alchemilla Vulgaris Extract, Malva Sylvestris Extract, Melissa Officinalis Leaf Extract, Mentha Piperita Leaf Extract, Primula Veris Extract, Veronica Officinalis Extract, Sodium Hydroxide, Limonene, Linalool



EXFOLIANTS

Salon use:

Dispense into dampened hands and mix into a creamy paste. Massage around the décolleté neck and face in upward circular movements focusing on areas of concern.

Alternatively, for intensive salon effects, dispense into a bowl, add water and whisk with a fan brush until a foamy consistency is achieved. Paint onto the skin and massage, focusing on targeted concerns.

May be used under steam for increased enzymatic activity and enhanced exfoliation benefits.

Remove thoroughly from the skin using hot towels, mitts or sponges.

Salon application: ½ a teaspoon amount (0.5gm).

Top Salon Tip:

Customise by adding a few drops of suitable **Hydrosol** for enhanced effects.

Homecare use:

Dispense half a tea-spoon amount into dampened hands and mix into a creamy paste, add additional water if necessary. Massage around the face, neck and décolleté in upward circular movements. May also be mixed into cleanser for a gentle polishing cleanse. Rinse with tepid water. May be used on a daily basis.

Homecare application: ½ teaspoon (0.5gm).

Frequency of home use: May be used on a daily basis by resilient skin. If skin dryness or redness occurs reduce use to 2-3 times per week.

Top Homecare Tip:

Mix into **Ultra Soothing/Soothing/Balancing Cleanser** for a gentle polishing cleanse.

Vegan friendly:

This product is suitable for Vegans.

Sizes available:

Professional: 170gm

Retail: 75gm / 15gm

Exfoliating Scrub

A creamy physical exfoliant with spherical bamboo beads dispersed into a rich Soya and Glycerin base to gently buff and polish the skins surface.

Skin type/condition:

All skin types and conditions*, except hyper-sensitive or full face breakout prone skin.

***Avoid using if taking medically prescribed Ro-accutane/Iso-tretinoin or exfoliating medication.**

Pregnancy:

May be used during pregnancy, however cease use if sensitivity occurs.

Features & benefits:

Quick and easy to use giving instantly fresher skin.

Removes surface dull skin allowing easier absorption of serums, masques and moisturisers.

Leaves skin feeling smooth and soft

Exfoliating agent:

Powdered Bamboo - with a spherical shape this non-sharp exfoliator is moved around the skin with the fingers creating a friction like action and compressing the bamboo against the stratum corneum loosening and dislodging the cells from the surface. Ensure gentle pressure is used to avoid irritation to the skin.

Key ingredients:

Soya – Packed with amino acids to strengthens, conditions and nourishes the skin while offering hydrating properties.

Glycerine – A humectant which binds moisture to the skin and prevents water loss.

Dimethicone – A silicone offering skin protecting benefits and combats dehydration.

Lemongrass – Offers mildly astringent benefits while giving a fresh purifying aroma.

Ingredients INCI:

Aqua (water), Stearic Acid, Glycerin, Glycine Soja oil, Bambusa Arundinaceae Stem Powder, Dipropylene Glycol, Cetyl Alcohol, Triethanolamine, Dimethicone, Cymbopogon Flexuosus, Ceteareth – 20, Phenoxyethanol, Ethylhexylglycerin, Limonene, Citral.



EXFOLIANTS

Salon use:

Spread to décolleté, neck and face; with dampened hands massage round in circular motions focusing on areas of concern such as areas of skin build up, lines or congestion.

Remove with sponges, mitts or towels, blot dry with tissue and buff skin surface with dry cotton pads to remove any final scrub particles

Salon application: 10p amount (2ml).

Top Salon Tip:

Create an exfoliating cleanse by mixing **Exfoliating Scrub** into cleanser as part of an express/mini facial.

Homecare use:

Apply a small amount over face and neck, moisten fingers and lightly work over area for 1-2 minutes using upward circular movements. Rinse with tepid water.

Homecare application: 10p amount.

Frequency of home use: May be used 1-2 times per week.

Vegan friendly:

This product is suitable for Vegans.

Sizes available:

Professional: 500ml / 250ml

Retail: 200ml / 100ml / 50ml

Resurfacing Cream Exfoliant 6% AHA

A creamy textured fruit & hydroxy acid exfoliant to gently refine skin texture without friction or scrubbing leaving skin silky smooth and hydrated.

Skin type/condition:

Mature, pre-maturely ageing, hyper-pigmented, congested or breakout prone skin*

***Avoid using if taking medically prescribed Ro-accutane/Iso-tretinoin or exfoliating medication.**

Pregnancy:

May be used during pregnancy, however cease use if sensitivity occurs.

Features & benefits:

Removes dull surface skin build up helping minimise appearance of fine lines and wrinkles.

Leaves skin smooth, soft and hydrated.

Helps promote a more monotone complexion where pigmentation has occurred.

Exfoliating agent:

6 % Fruit & Hydroxy Acids (pH4) – dissolve and loosen the desmosome protein bonds which give skin cells cohesion to each other, allowing an even shedding of corneocytes and stimulating production of new fresh cells in the basal layer.

Key ingredients:

Glycolic Acid – Small molecules derived from sugar cane allows deeper and more thorough exfoliation to smooth and resurface ageing and pre-maturely ageing skin.

Lactic Acid – Exfoliates and resurfaces skin, increases hydration and brightens hyper-pigmentation and uneven skin tone

Sunflower Oil – Nourishes the skin with essential fatty acids.

Grape leaf Extract – Soothes and offers anti-inflammatory and anti-oxidant benefits to keep skin calm.

Ingredients INCI:

Aqua, Glycerin, Helianthus Annuus Seed Oil, Glyceryl Stearate, Cera alba, PEG-100 Stearate, Cetearyl Alcohol, Citric Acid, Glycolic Acid, Lactic Acid, Propylene Glycol, Dimethicone, Malic Acid, Tartaric Acid, Cymbopogon Flexuosus Herb Oil, Citrus Limon Peel Extract, Pyrus Malus Juice, Saccharum Officinarum Extract, Vaccinium Myrtillus Leaf Extract, Vitis Vinifera Leaf Extract, Xanthan Gum, Phenoxyethanol, Ethylhexylglycerin, Disodium EDTA, Linalool, Geraniol, Limonene, Citral.



EXFOLIANTS

Salon use:

Ensure skin is cleansed and completely dry before applying a thin even layer to face and neck using a masque brush. Avoid the eye and lip area.

Leave on skin for 5-10 minutes depending on level of skin sensitivity. If mild tingling is experienced, dissipate by gently massaging the area with finger tips or massage water into the specific area to increase the products pH and reduce the acidic activity.

Due to the product being pH dependent to ensure activity, do not use with steam or on wet skin.

Remove thoroughly from the skin using hot towels, mitts or sponges.

Salon application: 6 pumps (9ml).

Top Salon Tip:

Mix 1 pump of **Resurfacing Cream Exfoliant** with 2 pumps of **Dynamic Resurfacing Cleanser** and cleanse the skin for a power brightening action.

Homecare use:

Ensure skin is cleansed and completely dry before applying a thin even layer to face and neck using fingertips or brush. Avoid eye and lip area.

Leave on the skin for 5-10 minutes depending on skin sensitivity and rinse thoroughly from the skin using tepid water or a washcloth.

Homecare application: 50p amount.

Frequency of home use: 1-2 times per week.

Top Homecare Tip:

For those with hyperpigmentation or mature ageing skin, add a pea sized amount of **Resurfacing Cream Exfoliant** into night-time moisturiser for skin softening and brightening benefits.

Not suitable for Vegans:

This product is not suitable for Vegans as contains Beeswax.

Sizes available:

Professional: 250ml

Retail: 50ml

Enzyme Peel Exfoliant

A clay based exfoliant with fruit enzymes and absorbing clays, to gently remove dull skin, draw out impurities and soften follicle impactions.

Skin type/condition:

Normal, oily, congested and breakout prone skin*.

***Avoid using if taking medically prescribed Ro-accutane/Iso-tretinoin or exfoliating medication.**

Pregnancy:

May be used with caution during pregnancy, however potent formulation may cause irritation to hormonally sensitive pregnant skin.

Features & benefits:

The gentle action of fruit enzymes offers a superb exfoliation without irritation or aggravation. Natural clays absorb excess sebum leaving skin deeply cleansed of surface oils. Loosens follicular impactions making it the ideal exfoliation option to use prior to comedone extractions.

Exfoliating agent:

Proteolytic enzymes - derived from Pineapple and Papaya digest the topmost corneocytes in a nonabrasive, non-aggressive way. Activated by moisture, the biological activity of the enzymes breaks down corneocyte cells into small fragments revealing smooth soft fresh skin.

Key ingredients:

Papain and Bromelain - from Papaya and Pineapple, thoroughly yet gently digest corneocytes revealing bright, fresh polished skin.

Kaolin - A powdered clay refines the pores and absorbs excess oils.

Bentonite - A colloidal clay lifts excess oil and impurities from the skin while drawing comedones to the surface ready for effective extractions.

Lemongrass - Essential oil offers additional purifying and aromatic benefits.

Ingredients INCI:

Kaolin, Aqua, Diatomaceous Earth, Bentonite, CI 77891 Titanium Dioxide, Phenoxyethanol, Maltodextrin, Ananas Sativus Fruit Extract, Carica Papaya Fruit Extract, Ethylhexylglycerin, Linalool, Geraniol, Limonene, Citronellol, Citral.



EXFOLIANTS

Professional use ONLY.

Salon use:

Dispense into a small bowl, add a few drops of water and mix with a brush into a light consistency. Using a damp fan brush, apply a thin even layer to décolleté, neck and face.

Use under steam for 5-10 minutes to maintain moisture and activity of enzymes.

Alternatively, if no steamer is available, place a single layer of dampened gauze over face to maintain moisture levels and enzymatic activity.

Steam or damp gauze is required to ensure Enzyme Peel does not dry as enzyme activity will cease upon the product drying.

Remove thoroughly from the skin using hot towels, mitts or sponges.

Salon application: 50p amount (3ml).

Top Salon Tip:

If client has especially oily skin, remove steam or gauze for the final 2 minutes and let **Enzyme Peel** to dry, allowing the clays to absorb excess sebum.

Perfect to use as a pre extraction exfoliation due to sebum absorbing clays assisting with loosening of comedones and impaction plugs.

Vegan friendly:

This product is suitable for Vegans.

Sizes available:

Professional: 100ml

Bio Cream Exfoliant 10% AHA

A rich creamy textured professional use only exfoliant with a cocktail of fruit & hydroxy acids to give a thorough resurfacing treatment.

Skin type/condition:

Mature/ageing, thickened, sun damaged, pigmented, heavily congested or acne prone skin*. Avoid use if skin experiences sensitivity.

***Avoid using if taking medically prescribed Ro-accutane/Iso-tretinoin or exfoliating medication.**

Pregnancy:

May be used with caution during pregnancy, however potent formulation may cause irritation to hormonally sensitive pregnant skin.

Features & benefits:

Intensive resurfacing action is perfect for treating hyperpigmentation or thickened sun damaged skin. Excellent for inflamed breakouts as the smooth texture exfoliates without friction and removes easily leaving skin fresh, hydrated and more radiant. Rejuvenates and stimulates collagen, refines and smooths texture creating more even skin tone and a youthful glow.

Exfoliating agent:

10 % Fruit & Hydroxy Acids (pH3.75) – dissolve and loosen the desmosome protein bonds which give skin cells cohesion to each other, allowing an even shedding of corneocytes and stimulating production of new fresh cells in the basal layer.

With its high strength and low pH, the collective effects of the fruit and hydroxy acids allow for maximum resurfacing action within the exfoliation range.

Key ingredients:

Glycolic Acid – Small molecules derived from sugar cane allows deeper and more thorough exfoliation for mature, ageing and pre-maturely ageing skin.

Lactic Acid – Exfoliates, increases hydration and brightens hyper-pigmentation by suppressing melanin production to give an illuminated epidermis.

Malic, Tartaric and Citric Acids – Assist with non-abrasive exfoliating and resurfacing.

Sunflower Oil – Rich in fatty acids to nourish, smooth and soften the skins texture.

Ingredients INCI:

Aqua, Glycerin, Glyceryl Stearate, Beeswax, Helianthus Annuus Seed Oil, PEG-100 Stearate, Cetearyl Alcohol, Dimethicone, Citric Acid, Glycolic Acid, Lactic Acid, Propylene Glycol, Xanthan Gum, Phenoxyethanol, Malic Acid, Tartaric Acid, Cymbopogon Flexuosus Herb Oil, Disodium EDTA, Ethylhexylglycerin, Citrus Limon Peel Extract, Pyrus Malus Juice, Saccharum Officinarum Extract, Vaccinium Myrtillus Leaf Extract, Vitis Vinifera Leaf Extract, Linalool, Geraniol, Limonene, Citral.



EXFOLIANTS

Professional use ONLY.

Salon use:

Ensure skin is cleansed and completely dry before applying a thin even layer to face and neck using a masque brush. Avoid the eye and lip area.

Leave on skin for 3-10 minutes depending on level of skin sensitivity. If mild tingling is experienced, dissipate by gently massaging the area with finger tips or wet fingertips and massage water into the specific area to increase the products pH and reduce acidic activity.

If redness or discomfort occurs, remove immediately and thoroughly from the skin.

Due to the product being pH dependent to ensure activity, do not use with steam or on wet skin.

Remove thoroughly from the skin using hot towels, mitts or sponges.

Salon application: Dessert spoon sized amount (6ml).

Top Salon Tip:

Apply to the back of the hands as part of a manicure to resurface, soften and brighten sun induced hyperpigmentation.

May be used as part of a pedicure treatment; apply a medium layer to the feet and place in foot liners for 10 minutes. Rinse with water then proceed to further soften feet with foot file or foot rasp tool.

Not suitable for Vegans:

This product is not suitable for Vegans as contains Beeswax.

Sizes available:

Professional: 500ml

Pre-extraction Gel

A foaming gel to soften and prepare the skin prior to comedone extractions. Botanical extracts effectively aid saponification, soften follicle impactions, and loosen hardened sebum.

Skin type/condition:

For use on oily and congested skin requiring comedone extractions.

Pregnancy:

Whilst we deem this product to be gentle enough for use during pregnancy, cease use if sensitivity occurs.

Features & benefits:

This stable foam stays where applied making it ideal to be used with steam.

Skin softening formulation ensures impaction plugs are loosened and softened ready for effective and comfortable extractions.

Gentle formulation is suitable for skin which experiences sensitivity.

May be used with galvanic desincrustation or ultrasonic decongesting on the negative (-) polarity for enhanced sebum softening.

Skin softening agent:

Cocamidopropyl Betaine – this surfactant softens the surface tension of oil to help liquify solidified sebum deposits, softening keratinised proteins and loosening impactions within the follicles, whilst aiding the saponification actions when used with electrical modalities.

Key ingredients:

Cocamidopropyl Betaine softens solidified sebum deposits allowing for easier extractions. **Essential oils of Lavender, Tea Tree, Ylang Ylang and Cedarwood** impart deeply purifying properties to further soften and refine the skin in anticipation of successful comedone extraction.

Ingredients INCI:

Aqua (Water), Sodium Laureth Sulphate, Cocamidopropyl Betaine, Sodium Chloride, Propylene Glycol, Cocamine Oxide, Caprylyl Glycol, Citric acid, Cananga odorata flower (Ylang Ylang) oil, Cymbopogon flexuosus (Lemongrass) leaf oil, Juniperus virginiana (Cedarwood) wood oil, Lavandula angustifolia (Lavender) oil, Santalum album (Sandalwood) wood oil, Melaleuca alternifolia (Teatree) leaf oil, Cinnamomum Camphora Linalooliferum (Ho wood) Oil, Tetrasodium EDTA, Polyquaternium-7, Phenoxyethanol, Sodium hydroxide, Linalool, Citral, Sodium Benzoate.



PRE-EXTRACTION

Professional use ONLY.

Salon use:

Dispense Pre-extraction Gel into a bowl and add a small amount of water, whisk vigorously into a rich foam consistency using a fan brush. Apply a thick layer of product to congested areas where extractions are required, using a dabbing action to maintain the foam, rather than 'painting' it on to the skin.

Manual option - for optimum skin softening we recommend to use with steam for 5-10 minutes.

Electrical option - use with galvanic current or ultrasonic clarifying on the negative (-) polarity for 4-6 minutes.

Remove thoroughly from the skin and continue with appropriate extraction technique. Upon completion of extractions, apply **Post-extraction Solution** over area to soothe and clean any open follicles.

Salon application: 2 pumps (3 ml)

Top Salon Tip:

For optimum extraction benefits, use **Enzyme Peel** to exfoliate the skin prior to extractions, help lift excess oils and soften impaction plugs.

For clients with dehydration which may potentially constrict the skin making extractions more challenging, further soften the area by applying a thin layer of **Hydrating Serum** or **Soothing Masque** to increase suppleness. Continue with the application of **Pre-extraction Gel** and proceed with extractions.

Vegan friendly:

This product is suitable for Vegans.

Sizes available:

Professional: 250ml.

Post-extraction Solution

A highly purifying solution to help soothe the skin following extractions. Astringent qualities refine the skin to maintain a clean environment, whilst botanical waters cool and refresh extracted areas, imparting clearing actions.

Skin type/condition:

For use on areas of skin where comedone extractions have been performed.

Pregnancy:

Whilst we deem this product to be gentle enough for use during pregnancy, cease use if sensitivity occurs.

Features & benefits:

Astringent rich formulation helps to refine and constrict open follicles. Purifies the skin following extractions, helping to impart a clean environment. Soothes any redness associated with comedone extraction. Helps to facilitate the clearing of future breakouts. Can be used to clean and refresh the hands.

Base:

Distilled water, Witch Hazel & Aloe Vera Juice.

Key ingredients:

Witch Hazel - acts as an astringent, helping to constrict pores, while also offering soothing benefits.

Lavender – offers highly purifying actions to help maintain a clean environment and reduce the chance of external aggressors entering the extracted area.

Aloe Vera Juice - softens and soothes sensitivity whilst intensively hydrating the skin with moisture.

Ingredients INCI:

Aqua (water), Aloe Barbadensis Leaf juice (Aloe vera), Hamamelis virginiana water (Witch Hazel), Lavandula angustifolia oil (Lavender), Lonicera caprifolium extract, Citric Acid, Lonicera japonica extract, Deceth-7, Peg-40 Hydrogenated Castor oil, PPG-26-Buteth-26, Phenoxyethanol, Potassium Sorbate, Sodium Benzoate, Linalool, Limonene.



POST-EXTRACTION

Professional use ONLY

Salon use:

Following comedone extractions, dispense 1-2 pumps of Post-extraction Solution to a dry cotton disk and gently apply over freshly extracted areas.

Salon application: 1 pump (1.5ml)

Top Salon Tip:

Ideal to spritz onto the hands as a sanitizer before carrying out Skin Profiling Analysis or before a facial to reinforce hygiene to clients.

Vegan friendly:

This product is suitable for Vegans.

Sizes available:

Professional: 500ml / 250ml

Soothing Face Massage Oil

A wonderful aromatic massage oil with a blend of essential oils to calm and soothe sensitive skins. A nourishing base of botanical oils give superior slip and glide during face, neck and shoulder massage for the ultimate feeling of luxury.

Skin type/condition:

Sensitive, normal and dehydrated skin.

Pregnancy:

This product may only be used during the second and third trimester of pregnancy. Select **Massage Cream** for use during the first trimester (12 weeks) of pregnancy.

Features & benefits:

A unique synergy of essential oils help to calm and soothe sensitive skin. Softening Jojoba oil offers skin support with its sebum similar compounds and rich fatty acid content. The nourishing blend of non-allergenic base oils allows ease of hand movements during massage without drag or friction, allowing for deeply relaxing movements and a feeling of wellbeing.

Base:

Sweet Almond Oil, Jojoba Oil, Avocado Oil & Wheatgerm Oil.

Key ingredients:

Chamomile – calms inflamed skin and reduces redness whilst soothing busy mindsets.

Lavender – imparts soothing benefits and aids in healing compromised skin.

Geranium – balances dryer and oilier skins giving a refreshed glow.

Ho wood - benefits dry, sensitive and inflamed skin whilst supporting the senses.

Ingredients INCI:

Prunus Amygdalus Dulcis oil, Simmondsia Chinensis seed oil, Persea Gratissima oil, Triticum Vulgare germ oil, Lavandula Angustifolia oil, Pelargonium Graveolens flower oil, Cinnamomum Camphora Linalooliferum, Origanum Majorana leaf oil, Anthemis Nobilis flower oil, Linalool, Limonene, Geraniol.



FACIAL MASSAGE

Professional use ONLY.

Salon use:

Dispense required amount of face massage oil into palm, smooth between hands, spread over area to be massage, typically décolleté, trapezius and face.

Upon completion of massage, simply blot away residual face massage oil from area using tissue. Removal with sponges is not required.

Salon application: 2-3 pumps (3 – 4.5ml).

Top Salon Tip:

Dispense suitable face massage oil into a small bowl and place in hot towel cabinet at the beginning of the treatment to pre-warm and ensure a pleasurable massage experience and ultimate client comfort.

May be layered over **Soothing Aromatic Serum** for multi-level massage benefits.

Alternatively use **Soothing Aromatic Serum** on face for pressure point or drainage massage and **Soothing Massage Oil** on décolleté and trapezius for neck and shoulder massage.

Nut allergy friendly:

This product may be used by those with nut intolerances or allergies due to the refining process removing all allergenic fractions of the nut oil.

Please refer to page 34 for further information.

Vegan friendly:

This product is suitable for Vegans.

Sizes available:

Professional: 250ml.

Delicate Face Massage Oil

A refreshingly scented aromatic massage oil to strengthen capillary activity in those with reddened, delicate skin. Nourishing botanical oils boost barrier function in fragile skins with a weakened epidermis.

Skin type/condition:

Delicate, thinly textured, highly vascular rosacea type skin.

Pregnancy:

Due to the high concentration of essential oils we do not recommend this product be used at any stage of pregnancy. Instead select **Soothing Face Massage Oil** (after the first trimester), or **Massage Cream** (at any stage of Pregnancy).

Features & benefits:

This uniquely formulated massage medium provides support to delicate skin.

A synergy of essential oils strengthen thin textured skin whilst strengthening capillary action and reducing vascular redness within the skin.

The nourishing blend of non-allergenic base oils allows ease of hand movements during massage without drag or friction, allowing for lightweight pressure and a gentle non-stimulating slip and glide style massage.

Base:

Sweet Almond Oil, Jojoba Oil, Avocado Oil & Wheatgerm Oil.

Key ingredients:

Basil – refreshes and tonifies the skin, aiding in skin strengthening.

Sandalwood – imparts potent anti-inflammatory benefits to reduce skin redness.

Eucalyptus – cools the skin and reduces inflammation.

Niaouli – reduces redness and irritation whilst giving support and strength to the capillary walls.

Ingredients INCI:

Prunus Amygdalus Dulcis oil, Glycine Soja oil, Persea Gratissima oil, Triticum Vulgare germ oil, Lavandula Angustifolia oil, Ocimum Basilicum oil, Santalum Album wood oil, Eucalyptus Globulus leaf oil, Melaleuca Viridiflora leaf oil. Linalool, Limonene, Geraniol.



FACIAL MASSAGE

Professional use ONLY.

Salon use:

Dispense required amount of face massage oil into palm, smooth between hands, spread over area to be massage, typically décolleté, trapezius and face.

Upon completion of massage, simply blot away residual face massage oil from area using tissue. Removal with sponges is not required.

Salon application: 2-3 pumps (3 – 4.5ml).

Top Salon Tip:

May be layered over **Calming Aromatic Serum** for multi-level massage benefits.

Alternatively use **Calming Aromatic Serum** on face for pressure point or drainage massage and **Delicate Massage Oil** on décolleté and trapezius for neck and shoulder massage.

Nut allergy friendly:

This product may be used by those with nut intolerances or allergies due to the refining process removing all allergenic fractions of the nut oil.

Please refer to page 34 for further information.

Vegan friendly:

This product is suitable for Vegans.

Sizes available:

Professional: 250ml.

Revitalising Face Massage Oil

This wonderful aromatic blend of essential oils stimulates cellular activity in those with dry or mature skins. Luxury base oils nourish and gives superior slip and glide during face, neck and shoulder massage.

Skin type/condition:

Dry, mature, pre-maturely ageing skin.

Pregnancy:

Due to the high concentration of essential oils we do not recommend this product be used at any stage of pregnancy. Instead select **Soothing Face Massage Oil** (after the first trimester), or **Massage Cream** (at any stage of Pregnancy).

Features & benefits:

The therapeutic essential oil synergy works to nourish and nurture the skin tissues creating an ideal massage medium for those with dry or mature skins.

Aromatic oils offer comforting benefits to those low of mood to soothe and uplift the senses, making this ideal for peri and post-menopausal clients.

The nourishing blend of non-allergenic base oils allows ease of hand movements during massage without drag or friction, allowing for firm pressure and a tonifying slip and glide style massage.

Base:

Sweet Almond Oil, Jojoba Oil, Avocado Oil & Wheatgerm Oil.

Key ingredients:

Ho wood - increases cellular turnover in sluggish skins whilst uplifting the senses and offering a true feeling of comfort and self-security.

Galbanum - helps to soften and encourage tissue regeneration whilst strengthening and preserving.

Basil - tones, refreshes and strengthens.

Avocado - rich in vitamins, promotes cell regeneration and deeply nourishes dry skin.

Ingredients INCI:

Prunus Amygdalus Dulcis oil, Persea Gratissima oil, Triticum Vulgare germ oil, Lavandula Angustifolia oil, Cananga Odorata flower oil, Cinnamomum Camphora Linalooliferum, Eucalyptus Globulus leaf oil, Ocimum Basilicum oil, Ferula Galbaniflua resin oil, Linalool, Limonene, Geraniol, Benzyl Benzoate, Benzyl Salicylate.



FACIAL MASSAGE

Professional use ONLY.

Salon use:

Dispense required amount of face massage oil into palm, smooth between hands, spread over area to be massage, typically décolleté, trapezius and face.

Upon completion of massage, simply blot away residual face massage oil from area using tissue. Removal with sponges is not required.

Salon application: 2-3 pumps (3 – 4.5ml).

Top Salon Tip:

May be layered over **Revitalising Aromatic Serum** for multi-level massage benefits.

Alternatively use **Revitalising Aromatic Serum** on face for pressure point or drainage massage and **Revitalising Massage Oil** on décolleté and trapezius for neck and shoulder massage.

For best effects, use **Revitalising Massage Oil** with a firm massage technique to stimulate the skin and tonify underlying muscles.

Nut allergy friendly:

This product may be used by those with nut intolerances or allergies due to the refining process removing all allergenic fractions of the nut oil.

Please refer to page 34 for further information.

Vegan friendly:

This product is suitable for Vegans.

Sizes available:

Professional: 250ml.

Clearing Face Massage Oil

A lightweight massage oil to give easy slip and glide while purifying essential oils treat skins prone to oiliness, congestion and breakouts.

Skin type/condition:

Combination, oily, congested and breakout prone skin.

Pregnancy:

Due to the high concentration of essential oils we do not recommend this product be used at any stage of pregnancy. Instead select **Soothing Face Massage Oil** (after the first trimester), or **Massage Cream** (at any stage of Pregnancy).

Features & benefits:

The comforting aroma of this blend soothes and reassures the mind while purifying the skin. The expert formulation of essential oils clarify and regulate overactive sebaceous activity whilst offering healing and anti-inflammatory benefits to breakouts and post inflammatory marking. The nourishing blend of non-allergenic base oils allows ease of hand movements during massage without drag or friction, allowing for lightweight pressure and a gentle non-stimulating slip and glide style massage.

Base:

Sweet Almond Oil, Jojoba Oil, Avocado Oil & Wheatgerm Oil.

Key ingredients:

Ylang Ylang - regulates sebaceous activity whilst reducing inflammation and reassuring the mindset.

Lavender - imparts anti-septic and anti-inflammatory actions to maintain skin health.

Benzoin - provides tissue repairing properties.

Ho wood - aids with regeneration of skin tissue.

Ingredients INCI:

Prunus Amygdalus Dulcis oil, Persea Gratissima oil, Triticum Vulgare germ oil, Cupressus Sempervirens leaf oil, Lavandula Angustifolia oil, Ocimum Basilicum oil, Cananga Odorata flower oil, Styrax Benzoin resin oil, Cinnamomum Camphora Linalooliferum, Linalool, Limonene, Geraniol, Benzyl Benzoate.



FACIAL MASSAGE

Professional use ONLY.

Salon use:

Dispense required amount of face massage oil into palm, smooth between hands, spread over area to be massage, typically décolleté, trapezius and face.

Upon completion of massage, simply blot away residual face massage oil from area using tissue. Removal with sponges is not required.

Salon application: 2-3 pumps (3 – 4.5ml).

Top Salon Tip:

May be layered over **Clearing Aromatic Serum** for multi-level massage benefits.

Alternatively use **Clearing Aromatic Serum** on face for pressure point or drainage massage and **Clearing Massage Oil** on décolleté and trapezius for neck and shoulder massage.

For best results, use **Clearing Massage Oil** with gentle pressure to avoid over stimulation of the skin.

Nut allergy friendly:

This product may be used by those with nut intolerances or allergies due to the refining process removing all allergenic fractions of the nut oil.

Please refer to page 34 for further information.

Vegan friendly:

This product is suitable for Vegans.

Sizes available:

Professional: 250ml.

Massage Cream

This customisable emollient based massage cream calms and soothes the skin with a nourishing base of botanical oils to give superior slip and glide during face, neck and shoulder massage.

Skin type/condition:

All skin types and conditions, especially dry, mature and pre-maturely ageing skin.

Pregnancy:

This product may be used at any stage of pregnancy.

Features & benefits:

Creates a great alternative to massage oils allowing variation of massage styles in a course of treatments.

Gives great slip and glide whilst nourishing and moisturising the skin.

May be customised by adding 2-3 drops of **Aromatic Serums** for aromatherapy benefits.

May be layered over **Aromatic Serums** for a multi-level massage.

Base:

Sunflower Seed Oil, Borage Seed Oil & Glycerine.

Key ingredients:

Sunflower Oil – abundant in Linoleic Acid, Sunflower Oil deeply nourishes, calms irritation and treats fatty acid deficiency in the skin, whilst giving excellent slip for massage.

Borage Seed Oil - rich in Gamma Linoleic Acid (GLA), these fatty acids reduce redness and sensitivity in the skin and strengthen the barrier function by helping to seal the gaps which irritants can penetrate.

Dimethicone - emollient properties help decrease itching on the skins surface whilst smoothing, softening and increasing hydration.

Glycerine – a potent humectant which effectively binds moisture to the skin.

Ingredients INCI:

Aqua, Helianthus annuus Seed Oil, Glycerin, Borago officinalis Seed Oil, Glyceryl Stearate, Cetearyl Alcohol, Chamomilla recutita Flower Extract, Panax ginseng Root Extract, Symphytum officinale Leaf Extract, Lavandula angustifolia Flower Extract, Glycyrrhiza glabra Root Extract, Sodium Benzoate, Potassium Sorbate, Dimethicone, Stearic Acid, Magnesium Aluminum Silicate, Prunus amygdalus dulcis Oil, Phenoxyethanol, Caprylyl Glycol, Decylene Glycol, Tocopheryl Acetate, Sodium PCA, Triethanolamine, Aloe barbadensis Leaf Juice Powder, Maltodextrin, Potassium Sorbate, Ascorbic Acid, Disodium EDTA, Citric Acid, Anthemis nobilis Flower Oil.



FACIAL MASSAGE

Professional use ONLY.

Salon use:

Using a fresh spatula, dispense required amount and place into palm, smooth between hands, spread over area to be massage, typically décolleté, trapezius and face.

Upon completion of massage remove with sponges, mitts or hot towels.

Salon application: x2 teaspoon sized amount (6ml).

Top Salon Tip:

May be layered over suitable **Aromatic Serum** for multi-level massage benefits.

Customise by mixing in 4 drops of suitable **Aromatic Serum** to create an aromatic massage cream.

Ensure all areas of skin have been thoroughly exfoliated prior to massage step to prevent bobbling.

Vegan friendly:

This product is suitable for Vegans.

Sizes available:

Professional: 250ml.

Soothing Aromatic Serum (No.1)

An aromatic treatment serum to cool and reduce redness in the skin.

Our no.1 global best seller has a blend of potent natural essential oils and nourishing botanicals making this formula ideal for encouraging toxin drainage, oxygenation of the tissues and calming of the senses.

Skin type/condition:

Sensitive skin related to allergies, sinus congestion, smoking, hay fever, pollution and environmental irritants.

Pregnancy:

This product may only be used during the second and third trimester of pregnancy. Avoid use during the first trimester (12 weeks) of pregnancy.

Features & benefits:

Best selling formulation boasts Eve Taylor® signature aromatic blend and aroma. This unique blend of essential oils cool and calm skin tissues, helping to reduce redness in the skin. Unique essential oil synergy helps to soothe sensitive sinuses and decongest with oxygenating effects. Skin softening and nourishing Avocado and Hazelnut Oils improve skin texture.

Base:

Soya, Hazelnut Oil, Avocado Oil and Wheatgerm Oil.

Key ingredients:

Chinese Geranium – balances, hydrates and nourishes the skin whilst uplifting the emotions and mindset during times of emotional transition and change.

Eucalyptus Globulus - cools the skin whilst offering decongesting effects to the sinuses and easing upper respiratory stress.

Cypress - offers drainage effects aiding in effective oxygenation of skin tissues.

Hazelnut Oil – nourishes the skin and imparts benefits of Vitamins A, B and E.

Soya Oil - provides anti-oxidant benefits and protection from its abundance of Vitamins A, D and E.

Ingredients INCI:

Glycine Soja oil, Corylus Avellana seed oil, Persea Gratissima oil, Triticum Vulgare germ oil, Pelargonium Graveolens flower oil, Lavandula Angustifolia oil, Eucalyptus Globulus leaf oil, Cupressus Sempervirens leaf oil, Santalum Album wood oil, Linalool, Geraniol, Limonene.



AROMATIC SERUMS

Salon use:

For **Eve Taylor® Drainage Massage**, gently smooth Aromatic Serum over face, neck and décolleté and proceed with massage technique. Not to be used for slip and glide massage. Do not rub or use with a friction action.

Salon application: 10 drops (3ml).

Alternatively, spread Aromatic Serum to the skin and proceed to apply appropriate facial masque or moisturiser.

Salon application: 3 drops (1ml).

Top Salon Tip:

Perform **Eve Taylor® Drainage Massage** using **Soothing Aromatic Serum** and continue with neck and shoulder massage using **Soothing Massage Oil**.

Homecare use:

Gently smooth Aromatic Serum over face and neck and décolleté, continue to spritz suitable toner to skin and follow with moisturiser. (Cleanse, treat with serum, tone and moisturise).

Homecare application: 3 drops.

Frequency of home use: Daily - morning and evening.

Top homecare Tip:

For clients experiencing congested sinuses, apply 1 drop of **Soothing Aromatic Serum** to both middle fingers, gently press at the side of the nose and drain in an outward motion over the cheeks towards the ears and repeat.

Nut allergy friendly:

This product may be used by those with nut intolerances or allergies due to the refining process removing all allergenic fractions of the nut oil.

Please refer to page 34 for further information.

Vegan friendly:

This product is suitable to be used by Vegans.

Sizes available:

Professional: 35ml

Retail: 25ml

Calming Aromatic Serum (No.2)

An aromatic treatment serum for strengthening delicate complexions often found in those with thinner textured skins. The highly anti-inflammatory formulation reduces skin redness and high colour whilst strengthening epidermal layers.

Skin type/condition:

Rosacea and highly colored skin. Those with dilated capillaries and redness due to weakened blood capillaries in thinner textured skin.

Pregnancy:

Due to the high concentration of essential oils, this product is not recommended to be used at any stage of pregnancy. During second and third trimester of pregnancy instead use **Soothing Aromatic Serum**.

Features & benefits:

This unique blend of essential oils aids in strengthening capillaries leading to a healthier, more nourished skin. Easily absorbed botanicals fortify and strengthen the skin's barrier. Potent aromatic oils intensively reduce inflammation and help take redness out of the skin.

Base:

Soya, Hazelnut Oil, Avocado Oil and Wheatgerm Oil.

Key ingredients:

East Indian Sandalwood – this highly anti-inflammatory essential oil reduces inflammation and heat in the skin whilst comforting and supporting the emotions and mindset.

Niaouli – strengthens the capillary walls and gives circulatory reinforcement.

Basil – tones the skin and gives refreshing aromatic benefits.

Hazelnut Oil – nourishes the skin and imparts benefits of Vitamins A, B and E.

Ingredients INCI:

Glycine Soja, Corylus Avellana seed oil, Persea Gratissima oil, Triticum Vulgare germ oil, Lavandula Angustifolia oil, Eucalyptus Globulus leaf oil, Ocimum Basilicum oil, Melaleuca Viridiflora leaf oil, Pelargonium Graveolens flower oil, Citrus Aurantium amara, Santalum Album wood oil, Linalool, Geraniol, Limonene, Citral, Citronellol.



AROMATIC SERUMS

Salon use:

For **Eve Taylor® Drainage Massage**, gently smooth Aromatic Serum over face, neck and décolleté and proceed with massage technique. Not to be used for slip and glide massage. Do not rub or use with a friction action.

Salon application: 10 drops (3ml).

Alternatively, spread Aromatic Serum to the skin and proceed to apply appropriate facial masque or moisturiser.

Salon application: 3 drops (1ml).

Top Salon Tip:

Ideal to be applied to the skin post facial waxing to help reduce redness and inflammation.

Homecare use:

Gently smooth Aromatic Serum over face and neck and décolleté, continue to spritz suitable toner to skin and follow with moisturiser. (Cleanse, treat with serum, tone and moisturise).

Homecare application: 3 drops.

Frequency of home use: Daily - morning and evening.

Nut allergy friendly:

This product may be used by those with nut intolerances or allergies due to the refining process removing all allergenic fractions of the nut oil.

Please refer to page 34 for further information.

Vegan friendly:

This product is suitable to be used by Vegans.

Sizes available:

Professional: 35ml

Retail: 25ml

Clearing Aromatic Serum (No.3)

A potent aromatic treatment serum to help re-balance and regulate oily, congested Skin. Deeply purifying essential oils help reduce breakouts and maintain skin health.

Skin type/condition:

Oily, congested and breakout prone skin.

Pregnancy:

Due to the high concentration of essential oils, this product is not recommended to be used at any stage of pregnancy. During second and third trimester of pregnancy instead use **Soothing Aromatic Serum**.

Features & benefits:

Expertly hand blended aromatic oils assist in regulating skins oil secretion. Highly purifying and anti-inflammatory formulation helps to clear problematic skin issues with ease. Rapid penetration of essential oil allows for easy absorption without sitting on the skin or leaving any greasy after feel.

Base:

Soya, Hazelnut Oil, Avocado Oil and Wheatgerm Oil.

Key ingredients:

Madagascan Ylang Ylang – regulates and normalises sebaceous activity creating a more balanced complexion whilst soothing actions combat breakout redness.

Cedarwood – offers highly anti-septic properties whilst improving the mindset by offering support and strength in times of low mood.

Lemongrass - cleanses the follicle and imparts astringent properties.

Lavender - helps combat skin breakouts and associated redness.

Ingredients INCI:

Glycine soja oil, Corylus avellana seed oil, Cananga odorata flower oil, Lavandula angustifolia oil, Juniperus virginiana wood oil, Persea gratissima oil, Cinnamomum camphora Linalooliferum Wood Oil, Santalum album wood oil, Cymbopogon flexuosus oil, Triticum vulgare germ oil, Linalool, Limonene, Citral, Geraniol, Eugenol, Benzyl benzoate, Benzyl salicylate, iso Eugenol, Coumarin, Benzyl alcohol, Farnesol, Citronellol.



AROMATIC SERUMS

Salon use:

For **Eve Taylor® Drainage Massage**, gently smooth Aromatic Serum over face, neck and décolleté and proceed with massage technique.

Not to be used for slip and glide massage. Do not rub or use with a friction action.

Salon application: 10 drops (3ml).

Alternatively, spread Aromatic Serum to the skin and proceed to apply appropriate facial masque or moisturiser.

Salon application: 3 drops (1ml).

Homecare use:

Gently smooth Aromatic Serum over face and neck and décolleté, continue to spritz suitable toner to skin and follow with moisturiser.

(Cleanse, treat with serum, tone and moisturise).

Homecare application: 3 drops.

Frequency of home use: Daily - morning and evening.

Top homecare tip:

May be applied directly to breakouts to reduce redness and assist with clearing.

Nut allergy friendly:

This product may be used by those with nut intolerances or allergies due to the refining process removing all allergenic fractions of the nut oil.

Please refer to page 34 for further information.

Vegan friendly:

This product is suitable to be used by Vegans.

Sizes available:

Professional: 35ml

Retail: 25ml

Balancing Aromatic Serum (No.4)

An aromatic treatment serum to maintain the balance of normal or combination skin. A nurturing blend of botanical oils help defy the first signs of ageing.

Skin type/condition:

Normal, combination skin. Skin showing the first signs of ageing.

Pregnancy:

Due to the high concentration of essential oils, this product is not recommended to be used at any stage of pregnancy. During second and third trimester of pregnancy instead use **Soothing Aromatic Serum**.

Features & benefits:

A wonderful synergy of essential oils nurtures the skin and the senses. Anti-oxidant benefits help combat damaging free radicals providing protection to the skin. Deeply penetrating formulation maintains the skins equilibrium and gives a healthy glow.

Base:

Soya, Hazelnut Oil, Avocado Oil and Wheatgerm Oil.

Key ingredients:

Indian Jasmine – maintains balance within the skin, nurturing the skin tissues and improve the elasticity, whilst emotionally increasing feelings of optimism and confidence.

Ho wood - helps promote skin rejuvenation and offers improvement to skin texture.

Lavender - offers soothing and protective actions.

Ylang Ylang – regulates oil production whilst keeping the senses calm.

Ingredients INCI:

Glycine Soja oil, Corylus Avellana seed oil, Persea Gratissima oil, Triticum Vulgare germ oil, Cinnamomum camphora linalooliferum wood oil, Lavandula Angustifolia oil, Pelargonium Graveolens flower oil, Ocimum Basilicum oil, Melaleuca Viridiflora leaf oil, Jasminum Officinale flower oil, Cananga Odorata flower oil. Linalool, Geraniol, Limonene, Eugenol, Benzyl Benzoate.



AROMATIC SERUMS

Salon use:

For **Eve Taylor® Drainage Massage**, gently smooth Aromatic Serum over face, neck and décolleté and proceed with massage technique.

Not to be used for slip and glide massage. Do not rub or use with a friction action.

Salon application: 10 drops (3ml).

Alternatively, spread Aromatic Serum to the skin and proceed to apply appropriate facial masque or moisturiser.

Salon application: 3 drops (1ml).

Homecare use:

Gently smooth Aromatic Serum over face and neck and décolleté, continue to spritz suitable toner to skin and follow with moisturiser.

(Cleanse, treat with serum, tone and moisturise).

Homecare application: 3 drops.

Frequency of home use: Daily - morning and evening.

Nut allergy friendly:

This product may be used by those with nut intolerances or allergies due to the refining process removing all allergenic fractions of the nut oil.

Please refer to page 34 for further information.

Vegan friendly:

This product is suitable to be used by Vegans.

Sizes available:

Professional: 35ml

Retail: 25ml

Revitalising Aromatic Serum (No.5)

An aromatic treatment serum with an invigorating blend of essential oils to encourage oxygenation, improve elasticity and strengthen the skin creating a more supple texture for a radiant, revitalised complexion.

Skin type/condition:

Pre-maturely ageing, mature, peri-menopausal skin.

Pregnancy:

Due to the high concentration of essential oils, this product is not recommended to be used at any stage of pregnancy. During second and third trimester of pregnancy instead use **Soothing Aromatic Serum**.

Features & benefits:

Top selling blend of aromatic oils deeply nourish by boosting circulation and smoothing skin texture. Anti-oxidant rich formulation fights free radicals preserving skin integrity. Phyto-nutrient rich botanicals supply essential fatty acids to lipid dry skins.

Base:

Soya, Hazelnut Oil, Avocado Oil and Wheatgerm Oil.

Key ingredients:

Ho wood – promotes unrivaled skin replenishment and improvement to the skin tissues. Supports an overwhelmed mindset by reassuring and emotionally comforting.

Marjoram - boosts microcirculation in the skin.

Sweet Orange – illuminates and brightens dull skin, giving a radiant complexion.

Soya Oil – phytoestrogen rich compounds support menopausal skin conditions experiencing decreasing levels of free fatty acids.

Hazelnut Oil – nourishes the skin and imparts benefits of Vitamins A, B and E.

Ingredients INCI:

Glycine Soja oil, Corylus Avellana seed oil, Persea Gratissima oil, Triticum Vulgare germ oil, Cinnamomum camphora linalooliferum wood oil, Juniperus Virginiana oil, Origanum Majorana leaf oil, Lavandula Angustifolia oil, Citrus Aurantium Dulcis peel oil, Pelargonium Graveolens flower oil, Santalum Album wood oil, Benzyl benzoate, Citral, Farnesol, Geraniol, Linalool, Limonene, Citronellol.



AROMATIC SERUMS

Salon use:

For **Eve Taylor® Drainage Massage**, gently smooth Aromatic Serum over face, neck and décolleté and proceed with massage technique. Not to be used for slip and glide massage. Do not rub or use with a friction action.

Salon application: 10 drops (3ml).

Alternatively, spread Aromatic Serum to the skin and proceed to apply appropriate facial masque or moisturiser.

Salon application: 3 drops (1ml).

Top Salon Tip:

Perform **Eve Taylor® Drainage Massage** using **Revitalising Aromatic Serum** and continue with neck and shoulder massage using **Revitalising Massage Oil**.

Homecare use:

Gently smooth Aromatic Serum over face and neck and décolleté, continue to spritz suitable toner to skin and follow with moisturiser. (Cleanse, treat with serum, tone and moisturise).

Homecare application: 3 drops.

Frequency of home use: Daily - morning and evening.

Top homecare Tip:

Perfect to be applied to the backs of hands prior to application of **Hand & Nail Rescue Cream SPF20**, to increase anti-ageing benefits.

Nut allergy friendly:

This product may be used by those with nut intolerances or allergies due to the refining process removing all allergenic fractions of the nut oil.

Please refer to page 34 for further information.

Vegan friendly:

This product is suitable to be used by Vegans.

Sizes available:

Professional: 35ml

Retail: 25ml

Rejuvenating Aromatic Serum (No.6)

A potent aromatic serum with a rejuvenating synergy of essential oils to support and reinforce menopausal and post-menopausal skin; lipid rich botanical oils nourish and nurture oil depleted skin helping to give skin a refreshed appearance.

Skin type/condition:

Menopausal, post-menopausal or senior ageing skin.

Pregnancy:

Due to the high concentration of essential oils, this product is not recommended to be used at any stage of pregnancy. During second and third trimester of pregnancy instead use **Soothing Aromatic Serum**.

Features & benefits:

This specialist formulation supports the needs of post-menopausal skin experiencing loss of lipids, elasticity and texture. Nurturing botanicals offer intensive moisturisation benefits. A synergy of essential oils condition and reinforce the skin promoting a refreshed skin appearance.

Base:

Soya, Rosehip, Avocado, Borage Seed, Argan and Wheatgerm Oil.

Key ingredients:

Galbanum - supports ageing skin with regenerative properties to encourage a more fresh appearance.
Patchouli - conditions the epidermal layers, reducing the signs of ageing and boosting reparative actions.
Clary Sage - tones and conditions the skin, helping to reduce inflammation and offer strengthening effects.
Ho wood - assists with skin replenishment and is regarded for comforting the emotions of menopausal and post-menopausal clients experiencing anxiety and low mood.

Ingredients INCI:

Glycine soja oil, Rosa rubiginosa seed oil, Persea gratissima oil, Borago officinalis seed oil, Argania spinosa oil, Triticum vulgare germ oil, Pelargonium graveolens flower oil, Oenothera biennis oil, Lavandula angustifolia oil, Cinnamomum camphora linalooliferum wood oil, Pogostemon cablin leaf oil, Rosmarinus officinalis leaf oil, Ferula galbaniflua resin oil, Salvia sclarea flower oil, Linalool, Geraniol, Limonene, Eugenol.



AROMATIC SERUMS

Salon use:

For **Eve Taylor® Drainage Massage**, gently smooth Aromatic Serum over face, neck and décolleté and proceed with massage technique.
Not to be used for slip and glide massage. Do not rub or use with a friction action.

Salon application: 10 drops (3ml).

Alternatively, spread Aromatic Serum to the skin and proceed to apply appropriate facial masque or moisturiser.

Salon application: 3 drops (1ml).

Top Salon Tip:

Perform **Eve Taylor® Drainage Massage** using **Rejuvenating Aromatic Serum** and continue with neck and shoulder massage using **Organic Massage Cream**.

Homecare use:

Gently smooth Aromatic Serum over face and neck and décolleté, continue to spritz suitable toner to skin and follow with moisturiser.
(Cleanse, treat with serum, tone and moisturise).

Homecare application: 3 drops.

Frequency of home use: Daily - morning and evening.

Nut allergy friendly:

This product may be used by those with nut intolerances or allergies due to the refining process removing all allergenic fractions of the nut oil.
Please refer to page 34 for further information.

Vegan friendly:

This product is suitable to be used by Vegans.

Sizes available:

Professional: 35ml
Retail: 25ml

Oxygen Response Serum

This highly concentrated professional use serum improves the cell's ability to consume and utilize oxygen. Improved cell oxygenation leads to increased cellular energy, tissue regeneration and a refreshed complexion.

Skin type/condition:

All skin types and conditions, especially mature, prematurely aged, sun damaged, environmentally stressed or smoker's skin.

Pregnancy:

This product may be used during pregnancy.

Features & benefits:

Stimulates the increased consumption of oxygen within the cell, boosting cellular energy and producing increased levels of protective enzymes to enhance the immune system of the skin. Increased skin energy levels make it ideal to be used on client post illness, post holiday and times of stress. Increased oxygen intake leads to a healthier complexion and refreshed skin.

Base:

Glycerine & Butylene Glycol.

Key ingredients:

Saccharomyces Lysate (Yeast) Extract - stimulates the mitochondria of the cell to increase oxygen consumption, creating Adenosine Triphosphate energy and increasing the production of protective enzymes to support skin protection.

Pomegranite Extract – rich in ellagic acid a polyphenol which is a type of super anti-oxidant. Seeks out and neutralises cell damaging free radicals as result of UV exposure, pollution and natural ageing.

Fucus Vesiculosus (Bladderwrack Seaweed) Extract - supports the strength of the fibroblasts necessary for tissue regeneration.

Glycerin – a potent humectant which binds moisture to the skin. The natural affinity with both water and oil allows easy absorption over lipid-based substances.

Ingredients INCI:

Aqua (water), Glycerin, Butylene Glycol, Aloe Barbadensis leaf juice powder, Saccharomyces Lysate Extract, Punica Granatum, Fucus Vesiculosus Extract, Phenoxyethanol, Benzyl Alcohol.



RESPONSE SERUMS

Professional use ONLY.

Salon use:

Gently smooth onto face neck and décolleté prior to application of ready to use masque or peel-off masque.

Salon application: 4 drops (1ml).

Electrical Option -

Ionisation - smooth onto face, neck and décolleté, continue with application of **Electro Gel** and use galvanic or ultrasonic machine on the positive polarity (+) for 3-5 minutes for part face and 10-12 minutes for full face and neck.

Ensure galvanic iontophoresis or ultrasonic ionisation is performed before massage stage.

Top Salon Tip:

May be mixed into **Anti-oxidant Masque** for additional skin boosting benefits.

Vegan friendly:

This product is suitable to be used by Vegans.

Sizes available:

Professional: 50ml

Pigment Response Serum

This professional use only serum responds to pigmentation changes from intense sun exposure, hyperpigmentation that comes with age, post-inflammatory pigmentation marks and other uneven skin tone related concerns.

Skin type/condition:

Hyperpigmented skin caused by Ultra Violet light and sun damage.
Melasma caused by hormonal imbalances.
Post-inflammatory hyperpigmentation (PIH) caused by skin trauma and inflammatory responses.

Pregnancy:

This product may be used during pregnancy.

Features & benefits:

Inhibits the enzymatic reaction which leads to over production of melanin and hyperpigmented areas.
Illuminates existing hyperpigmentation and evens out skin tone for a monotone complexion.
Calms redness and reduces inflammation.
Hydrates and softens the skin with powerful humectants.

Base:

Hyaluronic Acid & Red Algae.

Key ingredients:

Mulberry extract - inhibits the tyrosinase enzyme necessary for pigment formation in the melanocyte helping to reduce skin discoloration.
Vitamin C rich botanicals - brighten the skin and offers anti-oxidant properties to defend against further UV damage and melanocyte stimulation.
Skullcap extract and **Balm Mint** - reduce skin redness and inflammation which can lead to post inflammatory pigmentation.
Speedwell Herb Extract - brightens and illuminates the skin promoting a monotone complexion.

Ingredients INCI:

Water, Chondrus Crispus Extract, Sodium Hyaluronate, Saxifraga Sarmentosa Extract, Morus Alba Root Extract, Scutellaria Baicalensis Root Extract, Malva Sylvestris Extract, Mentha Piperita Leaf Extract, Primula Veris Extract, Alchemilla Vulgaris Extract, Veronica Officinalis Extract, Melissa Officinalis Leaf Extract, Achillea Millefolium Extract, Tartaric Acid, Alcohol, Propylene Glycol, Phenoxyethanol, Ethylhexylglycerin, Citric Acid, Disodium EDTA, Sodium Hydroxide.



RESPONSE SERUMS

Professional use ONLY.

Salon use:

Gently smooth onto face neck and décolleté prior to application of ready to use masque or peel-off masque.

Salon application: 4 drops (1ml).

Electrical Option -

Ionisation - smooth onto face, neck and décolleté, continue with application of **Electro Gel** and use galvanic or ultrasonic machine on the positive polarity (+) 3-5 minutes for part face and 10-12 minutes for full face and neck.

Ensure galvanic iontophoresis or ultrasonic ionisation is performed before massage stage.

Top Salon Tip:

For best results, use underneath **Brightening Masque** and finalise facial treatment with application of **C+Bright Priming Moisturiser SPF30** for exceptional brightening effects.

Vegan friendly:

This product is suitable to be used by Vegans.

Sizes available:

Professional: 50ml

Sebum Response Serum

This highly concentrated professional use serum addresses imbalances in skin, suitable for those experiencing excessive oiliness, congestion or breakout activity.

Skin type/condition:

Combination, oily, congested, breakout prone skin.

Pregnancy:

This product may be used during pregnancy.

Features & benefits:

Regulates over active sebaceous activity.

Refines the pore size and improves skin texture.

Calms inflammation and irritation associated with breakout activity.

Base:

Glycerine & Propylene Glycol.

Key ingredients:

Potassium Azeloyl Diglycinate - this super ingredients normalises over-active sebaceous glands, whilst calming skin redness and reducing the potential of post-inflammatory skin marking.

Niacinamide - also known as vitamin B3, this water-soluble vitamin visibly minimises and constricts enlarged pores, whilst improving uneven skin tone and strengthening the skin's barrier.

Lactic Acid - imparts powerful anti-inflammatory effects to reduce breakout redness.

Tea Tree Oil - offers deeply purifying actions to help reduce breakout activity.

Glycerin - a potent humectant which binds moisture to the skin. The natural affinity with both water and oil allows easy absorption over lipid-based substances.

Ingredients INCI:

Aqua (water), Glycerin, Aloe Barbadensis Leaf Juice, Potassium Azeloyl Diglycinate, Propylene Glycol, Niacinamide, PEG-40 Hydrogenated Castor Oil, Sodium PCA, Glucose, Panthenol, Phenoxyethanol, Xanthan Gum, Melaleuca Alternifolia (Tea tree) Leaf Oil, Disodium EDTA, Ethylhexylglycerin, Urea, Glutamic Acid, Lysine, Glycine, Lactic Acid, Allantoin, Sodium Benzoate, Potassium Sorbate, Citric Acid, Limonene.



RESPONSE SERUMS

Professional use ONLY.

Salon use:

Gently smooth onto face neck and décolleté prior to application of ready to use masque or peel-off masque.

Salon application: 4 drops (1ml).

Electrical Options -

Ionisation - smooth onto face, neck and décolleté, continue with application of **Electro Gel** and use galvanic or ultrasonic machine on the positive polarity (+) for 3-5 minutes for part face and 10-12 minutes for full face and neck.

Ensure galvanic iontophoresis or ultrasonic ionisation is performed massage stage.

Direct high frequency – smooth onto face, neck and décolleté, place a single sheet of dry gauze over face and proceed with high frequency treatment for appropriate time. For clients who experience claustrophobia, apply **Electro Gel** to face and use as gliding medium for glass mushroom electrode.

Vegan friendly:

This product is suitable to be used by Vegans.

Sizes available:

Professional: 50ml

Timeline Response Serum

This highly concentrated professional use serum responds to changes within the skin leading to lines and wrinkling in areas of expression; by supporting the skins structure and encouraging collagen and elastin production.

Skin type/condition:

Skin experiencing lines in areas of expression, such as forehead lines, lines between eye brows, crows feet or nasal labial lines.

Pregnancy:

This product may be used during pregnancy.

Features & benefits:

Inhibits the muscle contractions which lead to expression ageing.
Smooths lines and wrinkles and firms the skin.
Encourages production of collagen and elastin fibres to further support the skin.
Leaves skin hydrated, softened and smoother.

Base:

Water & Glycerine.

Key ingredients:

Resveratrol - improves the skins natural repairing processes, protecting collagen and elastin fibres from degeneration, whilst it's anti-oxidant properties defend against free radical assault.

Argireline - decreases muscle tone, effectively reducing the appearance of wrinkles and preventing the formation of new ones.

Vitamins A, E and F - extensively moisturise and rebuild skin's hydro-lipidic coat.

Ingredients INCI:

Aqua (water), Glycerin, Polysorbate 20, Polymethyl Methacrylate, Hydrolyzed Collagen, PEG-40 Hydrogenated Castor Oil, Resveratrol, Trifluoroacetyl Tripeptide-2, Tocopherol, Linoleic Acid, Retinyl Palmitate, Dextran, Diethylhexyl Syringylidenemalonate, Caprylic/Capric Triglyceride, Xanthan Gum, Tricaprylin, PEG-20 Glyceryl Laurate, Disodium EDTA, Phenoxyethanol, Ethylhexylglycerin.



RESPONSE SERUMS

Professional use ONLY.

Salon use:

Prior to application of ready to use masque or peel-off masque, gently smooth onto areas of expression ageing such as forehead lines, crow's feet, lines between eyebrows, nasal labial lines and lines above the mouth only.

Due to muscle relaxing action, **Timeline Response Serum** should not be applied to entire face area.

Salon application: 2 drops (0.5ml).

Electrical Option -

Ionisation - smooth onto areas of expression ageing, continue with application of **Electro Gel** and use galvanic or ultrasonic machine on the positive polarity (+) for 3-5 minutes for part face and 10-12 minutes for full face and neck.

Microcurrent - smooth onto areas of expression ageing, continue with application of **Electro Gel** and perform microcurrent treatment for specified time.
If using cotton bud electrodes, these may be dipped into Time-line Response Serum.

Ensure iontophoresis, ionisation or microcurrent is performed before massage stage.

Top Salon Tip:

For best results, use underneath **Cryogenic Masque** for intensive skin smoothing actions.

Vegan friendly:

This product is suitable to be used by Vegans.

Sizes available:

Professional: 50ml

Electro Gel

A conductive lightweight gel for use with electrical treatments. Ideal for use on both the face and the body, this Aloe Vera based gel maintains skin surface hydration to ensure smooth flow of electrical current.

Skin type/condition:

All skin types and conditions.

Pregnancy:

Whilst this product may be used during any stage of pregnancy, most electrical treatments are contra-indicated during pregnancy.

Features & benefits:

Keeps skin hydrated to ensure smooth flow of current.

Reduces sensitivity on the skin.

Can be used with most electrical modalities.

Base:

Aloe Vera.

Key ingredients:

Aloe Vera – extremely soothing and anti-inflammatory whilst saturating the skin with moisture allowing for unrivalled conductivity when used with electrotherapy to allow the smooth flow of electrical current to the required area and no problematic skipping.

Glycerine – a potent humectant which binds moisture to the skin and supports the skins natural moisturising factor making it ideal for all skin types and conditions.

Ingredients INCI:

Aqua, Aloe barbadensis Leaf Juice, Glycerin, Carbomer, Lonicera caprifolium Extract, Betaine, Allantoin, Lonicera japonica Extract, Tetrasodium EDTA, Sodium Hydroxide, Hamamelis virginiana Bark Extract, Camellia sinensis Leaf Extract, Citric Acid, CI 19140, Potassium Sorbate, Sodium Benzoate, CI 12085, CI 15985, Laminaria digitata Extract, Thymus serpyllum Extract, Fucus vesiculosus Extract, Phenylpropanol, Limonium vulgare Stem Extract, Chondrus crispus Extract.



CONDUCTIVE GEL

Professional use ONLY.

Salon use:

Apply a generous layer to the skin with a masque brush and proceed with electrical treatment as set out in manufacturers guidelines.

Appropriate **Response Serum** or **Age Resist Serum** may be layered underneath to enhance treatment benefits.

Remove with tepid water or warm steam towel.

Electro Gel is effective for use with the following modalities*:

Galvanic Iontophoresis

Ultrasonic

Microcurrent

High frequency

LED

Sonophoresis

Ultrasound

RF / Radio Frequency

Faradic - face and body

Body galvanic

*Please check with manufactures guidelines before use.

Salon application: 6 pumps (9ml).

Top Salon Tip:

For a targeted, skin specific approach during an electrical treatment, dispense **Electro Gel** into a bowl and add 6 drops of appropriate **Hydrosol**, mix with fan brush, continue to apply to the face and proceed with electrical treatment.

Vegan friendly:

This product is suitable for Vegans.

Sizes available:

Professional: 250ml/500ml

Hydrating Serum

An ultra-light gel serum that rapidly absorbs into the skin to plump and hydrate the epidermis. Fine lines are eased as skin is rehydrated and skin texture is left soft and silky with no tacky after feel.

Skin type/condition:

All skin types and conditions, especially dehydrated skin, sensitive skin and moisture depleted ageing skin.

Pregnancy:

This product may be used during any stage of pregnancy.

Features & benefits:

Plumps and hydrates the skin smoothing fine lines and softening wrinkles.
Softens skin texture leaving skin silky smooth.
Prevents trans-epidermal water loss (TEWL), more commonly known as dehydration.

Base:

Hyaluronic Acid.

Key ingredients:

Hyaluronic Acid (48% high molecular & 1% low molecular)- a non stimulating acid with no exfoliating properties whatsoever, it is found naturally within the dermis of the skin and is classed as a GAG/ Glycosaminoglycan – the jelly like substance which supports collagen and elastin fibres and is a key component in the support structure of the skin.

Hyaluronic Acid molecules have a large molecular size and are too big to sink down to the dermis, instead they are rapidly absorbed into the epidermal layers where it plumps up the cells softening fine lines and wrinkles leaving skin silky smooth.

The hydration from the Hyaluronic Acid allows the moisture dependent enzymes to function to their full potential and naturally activate allowing cells to desquamate evenly from the skin. This process realigns the disorder of the skin cells which were shedding unevenly giving dehydration lines. Surface cells are saturated with hydration helping to close superficial cracks and fissures which allow irritants to enter the skin.

Ingredients INCI:

Aqua, Sodium Hyaluronate, Phenoxyethanol, Ethylhexylglycerin.



AGE RESIST SERUMS

Salon use:

Lightly spread Hydrating Serum to the skin, spritz with suitable toner and proceed to apply appropriate facial masque or moisturiser.

Salon application: 1 pump (0.5ml).

Electrical Option -

Ionisation - smooth onto face, neck and décolleté continue with application of **Electro Gel** and use galvanic or ultrasonic machine on the positive polarity (+) for 3-5 minutes for part face and 10-12 minutes for full face and neck.

Ensure galvanic iontophoresis or ultrasonic ionisation is performed before massage stage.

Top Salon Tip:

Ensure Hydrating Serum is directly spritzed with appropriate toner to ensure additional hydration and allow the moisture to bind with the Hyaluronic Acid molecules.

Homecare use:

Gently smooth Hydrating Serum over face and neck and décolleté, continue to spritz suitable toner to skin and follow with moisturiser.

(Cleanse, treat with serum, tone and moisturise).

Homecare application: 1 pump (0.5ml).

Frequency of home use: Daily - morning and evening.

Top homecare Tip:

For clients experiencing dehydration, Hydrating Serum may be added to moisturiser or liquid foundation to enhance hydration benefits throughout the day.

Vegan friendly:

This product is suitable to be used by Vegans.

Sizes available:

Professional: 50ml

Retail: 30ml

Brightening Serum

A light gel serum that hydrates the skin while providing a potent 15% concentration of Vitamin C to brighten the skin and give a natural radiance, whilst neutralising damaging free radicals and supporting the skins structure.

Skin type/condition:

Dull, lacklustre skin. Smokers. Skin with lack of density.

Pregnancy:

This product may be used during any stage of pregnancy.

Features & benefits:

Powerful anti-oxidants guard against free radicals which can lead to lines and wrinkles. Helps build collagen, strengthening the skins structure and leading to firmer, younger looking skin. Brightens the skin giving a more radiant complexion.

Base:

Hyaluronic Acid.

Key ingredients:

5% Ascorbyl Glucoside - a water-soluble derivative of Vitamin C with high stability and low irritation potential. Offers specific skin brightening benefits to dull or pigmented skin by reducing the production of melanin as it enters the skin cells. Stimulates the formation of collagen in the dermal layers for improved skin strengthening benefits and protects from damaging UV by scavenging free radicals, significantly reducing cell damage.

5% Magnesium Ascorbyl Phosphate - a stable and effective antioxidant. Known for its hydration benefits it is also effective for calming sensitivity and sensitisation as well as improving uneven skin tone.

5% Sodium Ascorbyl Phosphate - functions as a potent antioxidant to defend against cell damage, is effective for stimulating collagen production and gives a refreshed bright skin tone.

Hyaluronic Acid - hydrates, plumps and smooths the skin.

Ingredients INCI:

Aqua, Ascorbyl Glucoside, Sodium Ascorbyl Phosphate, Magnesium Ascorbyl Phosphate, Sodium Hyaluronate, Xanthan Gum, Phenoxyethanol, Ethylhexylglycerin.



AGE RESIST SERUMS

Salon use:

Lightly spread Brightening Serum to the skin, spritz with suitable toner and proceed to apply appropriate facial masque or moisturiser.

Salon application: 1 pump (0.5ml).

Electrical Option -

Ionisation - smooth onto face, neck and décolleté, continue with application of **Electro Gel** and use galvanic or ultrasonic machine on the positive polarity (+) for 3-5 minutes for part face and 10-12 minutes for full face and neck.

Ensure galvanic iontophoresis or ultrasonic ionisation is performed before massage stage.

Homecare use:

Gently smooth Brightening Serum over face and neck and décolleté, continue to spritz suitable toner to skin and follow with moisturiser.
(Cleanse, treat with serum, tone and moisturise).

Homecare application: 1 pump (0.5ml).

Frequency of home use: Daily - morning and evening.

Top homecare Tip:

Use underneath SPF in day time, especially when exposed to direct sunlight to ensure anti-oxidant benefits and neutralise the free radicals created by ultra violet light.

Vegan friendly:

This product is suitable to be used by Vegans.

Sizes available:

Professional: 50ml

Retail: 30ml

Illuminating Serum

This lightweight textured serum addresses changes to the complexion as a result of sun exposure, hormonal hyperpigmentation, post breakout marks and other uneven skin tone related concerns.

Skin type/condition:

Hyperpigmented skin caused by Ultra Violet light and sun damage.
Melasma caused by hormonal imbalances.
Post-inflammatory hyperpigmentation (PIH) caused by skin trauma and inflammatory responses.

Pregnancy:

This product may be used during pregnancy.

Features & benefits:

Inhibits the enzymatic reaction which leads to over production of melanin and hyperpigmented areas.
Illuminates existing hyperpigmentation and evens out skin tone for a monotone complexion.
Calms redness and reduces inflammation.
Hydrates and softens the skin with powerful humectants.

Base:

Red Algae & Hyaluronic Acid.

Key ingredients:

Vitamin C rich botanicals - brighten the skin and offers anti-oxidant properties to defend against further ultra violet light damage and melanocyte stimulation.

Speedwell Herb Extract - brightens and illuminates the skin promoting a monotone complexion.

Mulberry- extracts inhibit the tyrosinase enzyme necessary for pigment formation in the melanocyte helping to reduce skin discoloration.

Skullcap extract and **Balm Mint** - reduce skin redness and inflammation which can lead to post inflammatory pigmentation.

Ingredients INCI:

Water, Chondrus Crispus Extract, Sodium Hyaluronate, Saxifraga Sarmentosa Extract, Morus Alba Root Extract, Scutellaria Baicalensis Root Extract, Malva Sylvestris Extract, Mentha Piperita Leaf Extract, Primula Veris Extract, Alchemilla Vulgaris Extract, Veronica Officinalis Extract, Melissa Officinalis Leaf Extract, Achillea Millefolium Extract, Tartaric Acid, Alcohol, Propylene Glycol, Phenoxyethanol, Ethylhexylglycerin, Citric Acid, Disodium EDTA, Sodium Hydroxide.



AGE RESIST SERUMS

Homecare use:

Gently smooth illuminating Serum over face and neck and décolleté, continue to spritz suitable toner to skin, follow with application of **C+Bright Priming Moisturiser SPF30**.
(Cleanse, treat with serum, tone and moisturise).

Homecare application: 1 pump (0.5ml).

Frequency of home use: Daily - morning and evening.

Top homecare Tip:

Ensure adequate SPF is applied in all daylight hours to avoid pigmentation causing enzymes being activated by UV light

Vegan friendly:

This product is suitable to be used by Vegans.

Sizes available:

Retail: 30ml

Firming Serum

This easily absorbed serum delivers potent anti-oxidants to firm and combat free radicals, protecting collagen and elastin fibres from degradation. With peptides to stimulate collagen production and minimise lines and wrinkles, the tautening effect on the surface gives an immediate firming sensation.

Skin type/condition:

Loose, sagging skin with loss of firmness, skin with lines and wrinkles.

Pregnancy:

This product may be used during any stage of pregnancy.

Features & benefits:

A firming serum with potent anti-oxidants to combat the signs of ageing.

A blend of peptides support and strengthen collagen and elastin fibres in the deeper layers, in turn helping to firm the skin and minimise lines and wrinkles.

Perfect to be used as an under-eye serum to reduce dark circles and firm crepey skin.

Ideal to be used on the face and the backs of the hands for a more firm, tonified effect.

Base:

Glycerine.

Key ingredients:

Co-enzyme Q10 - is regarded as the queen of anti-oxidants and defends against damaging free radicals and oxidative stress to help skin maintain a youthful appearance.

Palmitoyl Tripeptide-1 – a signal peptide that helps to repair visible skin damage and strengthen skin's underlying supportive elements leading to a firmer skin.

Palmitoyl Tetrapeptide-7 - suppresses the inflammatory response which can lead to glycation damage, the process by which glucose links with proteins causing them to bind together, stiffening tissues and causing noticeable signs of skin ageing.

Hesperidin Methyl Chalcone –strengthens and lowers the filtration rate of capillaries. When used under the eye area it lessens the blood flowing through capillaries close to the surface of the skin, reducing the discoloration and dark circles under the eyes.

Ingredients INCI:

Aqua, Glycerin, Ubiquinone, Lecithin, Sorbitol, Panthenol, Glucose, Sodium Dehydroacetate, Palmitoyl Tripeptide-1, Palmitoyl Tetrapeptide-7, Acrylates/C10-30 Alkyl, Acrylate Crosspolymer, Triethanolamine, Trilaureth-4 Phosphate, Citric Acid, Steareth-20, Chlorhexidine Digluconate, Phenoxyethanol, Ethylhexylglycerin, N-Hydroxysuccinimide, Sodium Citrate, Potassium Sorbate, Chrysin, Citrus Grandis Peel Oil, Limonene.



AGE RESIST SERUMS

Salon use:

Lightly spread Firming Serum to the skin, spritz with suitable toner and proceed to apply appropriate facial masque or moisturiser.

Salon application: 1 pump (0.5ml).

Electrical Option -

Ionisation - smooth onto face, neck and décolleté, continue with application of **Electro Gel** and use galvanic or ultrasonic machine on the positive polarity (+) for 3-5 minutes for part face and 10-12 minutes for full face and neck.

Microcurrent – smooth onto skin, continue with application of **Electro Gel** and perform microcurrent treatment for specified time. If using cotton bud electrodes, these may be dipped into Firming Serum.

(Offers excellent effects when use at specific iontophoresis feathering stage).

Ensure galvanic iontophoresis, ultrasonic ionisation or microcurrent is performed before massage stage.

Top Salon Tip:

Perfect to be used underneath **Cryogenic Masque** for intensive firming effects.

Homecare use:

Gently smooth over face and neck and décolleté, continue to spritz suitable toner to skin and follow with moisturiser.

(Cleanse, treat with serum, tone and moisturise).

Homecare application: 1 pump (0.5ml).

Frequency of home use: Daily - morning and evening.

Top homecare Tip:

May be used as a daily under eye serum prior to application of **Refining Eye Gel** or **Nourishing Eye Complex**.

Vegan friendly:

This product is suitable to be used by Vegans.

Sizes available:

Professional: 50ml

Retail: 30ml

Nourishing Serum

This oil rich serum nourishes the driest of skins with essential lipids and fatty acids. Repairs skin with impaired barrier function and reinforces the epidermis to reduce future barrier damage.

Skin type/condition:

Dry, ultra dry or menopausal skin types.
Skin with barrier impairment from over exfoliating or over processing.

Pregnancy:

This product may be used during any stage of pregnancy.

Features & benefits:

Nourishes, softens and conditions the skin with oil rich emollient.
Combats signs of ageing with anti-oxidant and phytoestrogen rich lipids.
Nurtures and reinforces the skins barrier function to increase epidermal health.

Base:

Argan Oil, Soya Oil, Avocado Oil, Sweet Almond Oil, Grapeseed Oil and Sunflower Oil.

Key ingredients:

Argan Oil - rich in Vitamin E, essential fatty acids and anti-oxidants, this nourishing oil nurtures the skin and ensures the skin remains supple whilst neutralising damaging free radicals.

Soya Oil - abundant in phytoestrogens to maintain and boost the production of oestrogen which drops in the skin of the menopausal. Soya improves visible signs of ageing like skin discoloration and dark spots.

Sunflower Oil - abundant in Linoleic Acid, deeply nourishes, calms and soothes skin irritation and treats fatty acid deficiency in the epidermal layers

Grapeseed Oil - packed full of Oligomeric Proanthocyanidins a type of anti-oxidant to ward off damaging, ageing free radicals whilst imparting emollient benefits to dry skin.

Ingredients INCI:

Persea Gratissima Oil, Helianthus Annuus Seed Oil, Prunus Amygdalus Dulcis Oil, Vitis Vinifera Seed Oil, Olus Oil, Glycine Soja Oil, Coco-Caprylate/Caprate, Tocopheryl Acetate, Argania Spinosa Kernel Oil, Tocopherol, Ascorbyl Palmitate, Ascorbic Acid, PEG- 8, Citric Acid, Pelargonium Roseum Leaf Oil, Citronellol, Geraniol, Linalool, Citral.



AGE RESIST SERUMS

Salon use:

Lightly spread Serum over the skin and proceed to apply appropriate facial masque or moisturiser. Apply sparingly if using underneath peel-off masque to ensure adequate adherence.

Salon application: 1 pump (0.5ml).

Top Salon Tip:

For clients with ultra-dry skin, add 1 pump into **Anti-oxidant Masque** to increase emollient and nourishment benefits.

Homecare use:

Gently smooth over face and neck and décolleté, continue to spritz suitable toner to skin and follow with moisturiser.

(Cleanse, treat with serum, tone and moisturise).

Homecare application: 1 pump (0.5ml).

Frequency of home use: Daily - morning and evening.

Top homecare Tip:

Add a small amount to liquid foundation to give a dewy appearance.

Vegan friendly:

This product is suitable to be used by Vegans.

Sizes available:

Professional: 50ml

Retail: 30ml

Line Minimising Serum

A silky textured serum to smooth lines and wrinkles caused by expression ageing. Softening silicones hydrate whilst botanicals refine the skin for a softened, more youthful skin appearance.

Skin type/condition:

Skin experiencing ageing in areas of expression. Lines and wrinkles.

Pregnancy:

This product may be used during pregnancy.

Features & benefits:

Inhibits the muscle contractions which lead to expression ageing.
Smooths lines and wrinkles and firms the skin.
Encourages production of collagen and elastin fibres to further support the skin.
Leaves skin feeling silky smooth and soft.

Base:

Cyclopentasiloxane.

Key ingredients:

Cyclopentasiloxane - glides on to the skin to soften lines and guards against dehydration.
Aminobutyric Acid - also found naturally in the body, relaxes muscles used with expression.
Ginseng Root and **Purslane** - inhibit the flow of ions minimising nerve activity leading to less muscle contraction, lengthening the muscle fibres and smoothing the overlying epidermis.

Ingredients INCI:

Aqua, Cyclopentasiloxane, Butylene Glycol, Isohexadecane, Polysilicone – 11, Aminobutyric Acid, Barium Sulfate, Ammonium, Polyacryloyldimethyl Taurate, Panax Ginseng Root Extract, Portulaca Oleracea, Polysorbate 80, Phenoxyethanol, Sodium Benzoate.



AGE RESIST SERUMS

Homecare use:

Before moisturising, gently smooth onto areas of expression ageing such as forehead lines, crow's feet, lines between eyebrows, nasal labial lines and lines above the mouth only. Due to muscle relaxing action, **Line Minimising Serum** should not be applied to entire face area.

Homecare application: 1 pump (0.5ml).

Frequency of home use: Use daily or as required.

Top Homecare Tip:

Apply to areas of expression before application of make-up to enhance priming and for increased make-up effects.

Vegan friendly:

This product is suitable to be used by Vegans.

Sizes available:

Retail: 30ml

Retinoid Renew Complex

A lightweight textured treatment complex with a highly stable encapsulated Retinoid to stimulate cell renewal, refine skin discoloration and aid skin rejuvenation. Vitamins and botanicals smooth and strengthen the skin promoting improved skin density and firmness.

Skin type/condition:

Sun damaged skin with decreased elasticity, loss of skin luminosity, fine lines, and rough skin texture.

Pregnancy:

This product is not suitable to be used during any stage of pregnancy or whilst breast feeding.

Precautions:

This product contains a form of Vitamin A. Temporary skin sensitivity or redness may occur when first using this product. Reduce use if irritation occurs and persists. Apply suitable SPF during daylight hours.

Features & benefits:

A multi-targeted complex with vitamin A to increase the skins renewal process, in turn smoothing epidermal texture for a refreshed and refined appearance.

This easily absorbed formulation improves skin density and enhances its ability to retain moisture, improving the appearance of fine lines and wrinkles.

Vitamin C rich botanicals brighten uneven skin tone and promote a healthy, radiant complexion.

This gentle but effective treatment complex is ideal for those new to vitamin A, or for those who have previously not tolerated retinol and vitamin A based products.

Base:

Water & Glycerine.

Key ingredients:

Retinyl Palmitate 1% (Vitamin A) - this highly stable form of encapsulated vitamin A increases cell renewal, in turn improving the skins clarity, texture and tone. The increased production of skin cells helps to strengthen the dermis and slows down the formation of static lines and wrinkles. Retinyl Palmitate is the gentlest of the four retinoids making it an ideal solution for those new to vitamin A, or those who have experienced previous sensitivity to Retinol.

Sodium Ascorbyl Phosphate (Vitamin C) - A form of vitamin C with low irritation potential. It boasts highly anti-oxidant actions to defend against oxidative stress whilst boosting the complexion with radiance and brightness.

Acerola (Barbados Cherry)- this super-food is abundant in polysaccharides, polyphenols and anti-oxidants which work collectively to protect fibroblasts from oxidative damage to maintain youthful skin. Considered a multi-faceted anti-oxidant this potent botanical assists with reducing skin inflammation and maintaining skins lipid balance.

Ingredients INCI:

Aqua (water), Sodium Ascorbyl Phosphate, Glycerin, Polysorbate 20, PEG-40 Hydrogenated Castor Oil, Retinyl Palmitate, Tocopherol, Linoleic Acid, Malpighia Glabra Fruit Extract, Diethylhexyl Syringylidenemalonat, Caprylic/Capric Triglyceride, Polymethyl Methacrylate, Citric Acid, Xanthan Gum, PEG-20 Glyceryl Laurate, Tricaprylin, Disodium EDTA, Phenoxyethanol, Ethylhexylglycerin, BHT, Sodium Benzoate, Potassium Sorbate.



AGE RESIST SERUMS

Salon use:

Gently smooth onto face neck and décolleté prior to application of ready to use masque or peel-off masque.

Salon application amount: 1 pump (0.5ml).

Electrical Option -

Ionisation - smooth onto face, neck and décolleté, continue with application of Electro Gel and use galvanic or ultrasonic machine on the positive polarity (+) for 3-5 minutes for part face and 10-12 minutes for full face and neck. Ensure galvanic iontophoresis or ultrasonic ionisation is performed massage stage.

Homecare use:

After cleansing skin in the evening, gently smooth over face, neck and décolleté, avoiding the eye and lip area. Continue to spritz suitable Eve Taylor toner to skin and follow with night time moisturiser.

Ensure suitable SPF is used during daylight hours when using this product.

Homecare application amount: 1 pump (0.5ml).

Frequency of home use: Daily in the evening only.

Vegan friendly:

This product is suitable to be used by Vegans.

Sizes available:

Professional: 50ml

Retail: 30ml

Overnight Clarifying Complex

A skincare solution designed for menopausal skin that experiences hormonal breakouts while also showing signs of ageing. This innovative 2-in-1 formulation contains Niacinamide, Sodium PCA and Tea Tree Oil to address the challenges faced by menopausal skin, helping them achieve a clear, radiant, and youthful complexion.

Skin type/condition:

Those experiencing menopausal or hormonal breakouts.
Combination, oily, congested, or breakout prone skin experiencing ageing concerns.

Pregnancy:

This product may be used during pregnancy.

Features & benefits:

Potent formula effectively targets hormonal breakouts by harmonising sebaceous activity and refining open pores, visibly improving the skin's appearance. Works to diminish the appearance of post-breakout marks and soothe redness and aggravation associated with breakout activity ensuring a more even and youthful skin tone.

A complex of age defying ingredients including Niacinamide help to minimise the appearance of fine lines and wrinkles, giving your skin a smoother and more youthful look. The sheer textured complex is easily absorbed by oilier skins that usually find anti-ageing products too rich in texture.

Base:

Water & Glycerine.

Key ingredients:

Niacinamide - also known as vitamin B3, this water-soluble vitamin visibly refines and minimises the appearance of enlarged pores, whilst improving uneven skin tone and fortifying the skin's barrier.

Sodium PCA - a high-performance humectant that intensively hydrates and locks moisture in to the topmost skin layers with its moisture-binding ability.

Potassium Azeloyl Diglycinate - this super ingredient harmonises over-active sebaceous glands, whilst soothing skin redness and limiting the potential of post-inflammatory skin marking.

Panthenol - also known as pro-vitamin B5, soothes aggravated, reddened skin, boosts skin moisture levels, aids in skin regeneration and promotes a refreshed healthy complexion.

Tea Tree Oil - offers deeply purifying and clarifying actions to help combat breakout activity.

Ingredients INCI:

Aqua (water), Glycerin, Aloe Barbadensis Leaf Juice, Potassium Azeloyl Diglycinate, Propylene Glycol, Niacinamide, PEG-40 Hydrogenated Castor Oil, Sodium PCA, Glucose, Panthenol, Phenoxyethanol, Xanthan Gum, Melaleuca Alternifolia (Tea tree) Leaf Oil, Disodium EDTA, Ethylhexylglycerin, Urea, Glutamic Acid, Lysine, Glycine, Lactic Acid, Allantoin, Sodium Benzoate, Potassium Sorbate, Citric Acid, Limonene.



AGE RESIST SERUMS

Homecare use:

After cleansing skin in the evening, gently smooth over face and neck, avoiding the eye and lip area. Continue to spritz suitable Eve Taylor toner to skin and follow with moisturiser such as **Purifying Moisture Lotion** or **Purifying Moisture Cream**.

For those with hormonal or menopausal breakouts on the jawline, Overnight Clarifying Complex may be applied as a target treatment.

Homecare application: 1 pump (0.5ml).

Frequency of home use: Daily in the evening.

Vegan friendly:

This product is suitable to be used by Vegans.

Sizes available:

Retail: 30ml

Purifying Spot Gel

This highly effective spot treatment gel which combats the causes of breakouts, clearing skin of blemishes. The powerful synergy of Tea Tree, Lavender, Lemongrass and Allantoin provide deeply purifying properties while soothing redness and irritation.

Skin type/condition:

Skin prone to breakouts or ingrown hairs.

Pregnancy:

This product may be used during any stage of pregnancy.

Features & benefits:

Packed with 3 potent deeply purifying essential oils working in synergy to naturally reduce skin breakouts. Allantoin derived from the Comfrey plant, soothes redness associated with skin eruptions. A fast acting solution to reduce spots and combat eruptions from ingrown hairs using natural botanical extracts.

Base:

Isohexadecane & Glycerine.

Key ingredients:

Tea Tree - provides powerful purifying properties targeting pustular breakouts to reduce breakout activity.

Lavender - offers soothing and skin clearing benefits.

Lemongrass - brightens the skin while having anti-septic and astringent effects.

Allantoin - derived from the Comfrey plant, it offers strengthening benefits to support breakout prone skin.

Ingredients INCI:

Aqua, Glycerin, PEG-40 Hydrogenated Castor Oil, Sodium Dehydroacetate, Melaleuca alternifolia leaf oil, Lavandula angustifolia Oil, Allantoin, Panthenol, Sodium Citrate, Cymbopogon Schoenanthus leaf oil, Citric Acid, EDTA, Linalool, Geraniol, Limonene, Citral.



TARGET GEL

Salon use:

Apply a sparing amount directly to any papules, pustules or ingrown hairs prior to masque application or under moisturiser.

Salon application: grain of rice amount (0.2ml).

Electrical Option

Direct high frequency – apply directly to papules, pustules or ingrown hairs and continue to use glass fulgurator to 'spark' area and assist with drying action.

Top Salon Tip:

May be used as an after-wax treatment gel for clients prone to post wax folliculitis.

Homecare use:

Apply a sparing amount directly to papules, pustules or ingrown hairs and allow to dry before applying moisturiser.

Homecare application: grain of rice amount.

Frequency of home use: As required.

Top Homecare Tip:

Apply directly to insect bites to soothe redness and purify the area.

Vegan friendly:

This product is suitable for Vegans.

Sizes available:

Retail: 15ml.

Soothing Masque

A deeply hydrating gel based masque to replenish dry, dehydrated skins. Infuses skin with cooling botanicals to soothe irritation and sensitivity.

Skin type/condition:

All skin types and conditions, especially dry, dehydrated, sensitive or irritated skin.

Pregnancy:

This product may be used during any stage of pregnancy.

Features & benefits:

A cooling gel based masque to help reduce redness, irritation and sensitivity. Ideal masque post exfoliation, post extraction or post micro-dermabrasion. Anti-oxidant rich formulation combats harmful free radicals helping to maintain skin integrity. Soothing formula to hydrate and soften the skin with a skin quenching solution for dehydration.

Base:

Aloe Vera.

Key ingredients:

Aloe Vera – intensively hydrates the skin with moisture, softens and soothes any sensitivity whilst reinforcing the skin's texture.

Camellia/Green Tea – highly soothing benefits combat redness whilst anti-oxidants protect the skin from external damage.

Glycerine – a potent humectant which binds moisture to the skin. The natural affinity with both water and oil allows easy absorption over lipid-based substances.

Wild Thyme Extract – offers nourishment from its powerful emollient properties.

Ingredients INCI:

Aqua, Aloe barbadensis Leaf Juice, Glycerin, Carbomer, Lonicera caprifolium Extract, Betaine, Allantoin, Lonicera japonica Extract, Tetrasodium EDTA, Sodium Hydroxide, Hamamelis virginiana Bark Extract, Camellia sinensis Leaf Extract, Citric Acid, CI 19140, Potassium Sorbate, Sodium Benzoate, CI 12085, CI 15985, Laminaria digitata Extract, Thymus serpyllum Extract, Fucus vesiculosus Extract, Phenylpropanol, Limonium vulgare Stem Extract, Chondrus crispus Extract.



MASQUES

Salon use:

After application of chosen serum, apply a thin, even layer to face, neck and décolleté. Leave for 10 minutes and remove with tepid water or warm steam towel infused with Hydrosol.

Salon application: 6 pumps (9ml).

Electrical option

Can be ionised into the skin for intensive hydrating benefits. Apply to skin and continue with galvanic or ultrasonic machine on positive (+) polarity for 3-5 minutes part face or 10-12 minutes full face and neck.

Top Salon Tip:

Soothing Masque may be used as a masque base and customised with **Hydrolat** or **Serum** to create a prescriptive masque, specific to clients needs.

Create a targeted approach to masque application by patchworking different masques together.

For the ultimate hydration effects, apply a thin layer to skin and follow with application of **Bio Masque** to help drive hydration deeper into the skin layers.

Homecare use:

Apply a thin layer to face and neck using fingertips or foundation brush. Leave for 10 minutes. Rinse with tepid water.

Frequency of home use: 2-3 times per week or as needed.

Homecare application: 50p amount.

Top homecare Tip:

Apply to the skin as a night time masque to infuse moisture and hydration while sleeping.

Apply consistently for 3-4 nights for dewy fresh skin. (Ensure a towel is placed over the pillow).

Apply to skin each evening after sun exposure whilst on holiday to keep skin hydrated and supple.

Vegan friendly:

This product is suitable to be used by Vegans.

Sizes available:

Professional: 250ml

Retail: 50ml

Balancing Masque

A creamy textured hydrating masque with clays to lift impurities whilst botanical extracts soothe, condition and equalise the skin.

Skin type/condition:

Normal and combination skin.

Pregnancy:

This product may be used during any stage of pregnancy.

Features & benefits:

Restores hydration and nourishes drier areas of a combination skin.

Natural clay lifts excess oil and impurities without over drying the skins surface.

A variety of botanicals provide skin conditioning benefits for a soft and supple skin.

Base:

Water, Sunflower Seed Oil & Glycerine.

Key ingredients:

Lavender – balances the skin, providing anti-septic and anti-inflammatory benefits.

Comfrey – calms inflammation with its skin soothing actions whilst promoting skin healing.

Smectite Clay - lifts impurities from oilier areas.

Borage Seed Oil – rich in Gamma Linoleic Acid, supports the skins and encourages rejuvenating effects.

Aloe Vera – intensively hydrates the skin with moisture, softens and soothes any sensitivity whilst healing the skin at the epithelial level.

Ingredients INCI:

Aqua, Helianthus Annuus Seed Oil, Borago Officinalis Seed Oil, Dimethicone, Aloe Barbadensis Leaf Juice, Glycerin, Stearic Acid, Cetearyl Alcohol, Magnesium Aluminium Silicate, Prunus Amygdalus Dulcis Oil, Glyceryl Stearate, Anthemis Nobilis Flower Oil, Lavandula Angustifolia Extract, Panax Ginseng Root Extract, Symphytum Officinale Extract, Chamomile Recutita Extract, Glycyrrhiza Glabra Root Extract, Caprylyl Glycol, Decylene Glycol, Maltodextrin, Citric Acid, Sodium PCA, Tocopheryl Acetate, Disodium EDTA, Triethanolamine, Sodium Benzoate, Potassium Sorbate, Ascorbic Acid, Phenoxyethanol, Limonene.



MASQUES

Salon use:

After application of chosen serum, apply a thin, even layer to face, neck and décolleté. Leave for 10 minutes and remove with tepid water or warm steam towel infused with Hydrosol.

Salon application: 6 pumps (9ml).

Electrical option

Can be ionised into the skin for intensive equalising benefits. Apply to skin and continue with galvanic or ultrasonic machine on positive (+) polarity for 3-5 minutes part face or 10-12 minutes full face and neck.

Homecare use:

Apply a thin layer to face and neck using fingertips or foundation brush. Leave for 10 minutes. Rinse with tepid water.

Homecare application: 50p amount.

Frequency of home use: 2-3 times per week or as needed.

Vegan friendly:

This product is suitable to be used by Vegans.

Sizes available:

Professional: 250ml

Retail: 50ml

Purifying Masque

A deeply purifying creamy textured masque rich in clays and vitamins. Provides anti-oxidant protection and combats the causes of breakouts, whilst infusing healing extracts for healthy skin.

Skin type/condition:

Oily, congested, breakout prone skin.

Pregnancy:

This product may be used during any stage of pregnancy.

Features & benefits:

This non-setting masque removes easily from the skin making it ideal for reducing potential friction on pustular breakouts.

Packed with anti-oxidants to fight free radicals released by the skin when fighting bacteria.

A balance of moisture giving ingredients to hydrate, calm and leave the skin with a radiant glow.

Base:

Water, Sweet Almond Oil & Glycerine.

Key ingredients:

Smectite Clay – rich in mineral to lift impurities from oily congested areas without over drying or dehydrating the skin of moisture.

Henna - provides an anti-septic quality to this masque to purify and help reduce breakouts.

Honey - offers purifying and soothing benefits to combat redness in inflamed breakouts.

Carotenoids – abundant in Vitamin A to help the natural turnover of skin cells and resist damaging effects as a result of breakout activity.

Ingredients INCI:

Aqua, Prunus Amygdalus Dulcis Oil, Glycerin, Stearic Acid, Cetearyl Alcohol, Magnesium Aluminium Silicate, Dimethicone, Glyceryl Stearate, Calendula Officinalis Extract, Helianthus Annuus Seed Oil, Mel, Lawsonia Inermis Extract, Lawsonia Inermis, Triticum Vulgare Germ Oil, Aloe Barnadensis Juice, Tocopherol, Tocopheryl Acetate, Chamomile Recutita Extract, Lavandula Augustifolia Extract, Symphytum Officinale Extract, Panax Ginseng Root Extract, Glycyrrhiza Root Extract, Ascorbyl Palmitate, Carotenoids, Sodium PCA, Caprylyl Glycol, Decylene Glycol, Maltodextrin, Citric Acid, Disodium EDTA, Triethanolamine, Sodium Benzoate, Potassium Sorbate, Phenoxyethanol, Benzyl Alcohol.



MASQUES

Salon use:

After application of chosen serum, apply a thin, even layer to face, neck and décolleté. Leave for 10 minutes and remove with tepid water or warm steam towel infused with Hydrosol.

Salon application: 6 pumps (9ml).

Electrical option

Can be ionised into the skin for intensive purifying benefits. Apply to skin and continue with galvanic or ultrasonic machine on positive (+) polarity for 3-5 minutes part face or 10-12 minutes full face and neck.

Top Salon Tip:

Customise with 3 drops of **Clearing Aromatic Serum** to enhance anti-septic effects and regulate sebaceous activity.

Homecare use:

Apply a thin layer to face and neck using fingertips or foundation brush. Leave for 10 minutes. Rinse with tepid water.

Homecare application: 50p amount.

Frequency of home use: 2-3 times per week or as needed.

Top homecare Tip:

Perfect to be applied to the sides of the chin as a targeted masque to treat hormonal breakouts each month. Enhance with application of **Purifying Spot Gel** underneath for intensive effects.

Not suitable for Vegans:

This product is not suitable to be used by Vegans as it contains Honey.

Sizes available:

Professional: 250ml

Retail: 50ml

Anti-oxidant Masque

A medium weight creamy textured masque infused with a unique powerhouse of natural, good-for-skin ingredients to resist the signs of ageing and assist with the healthy functioning of the skin. Potent anti-oxidants combat damaging free radicals which contribute to skin ageing; vitamin rich botanicals increase skin suppleness, brightness, luminosity and essential hydration.

Skin type/condition:

Ageing and prematurely ageing skin. Dull or pigmented skin. Skin exposed to pollution.

Pregnancy:

This product may be used during any stage of pregnancy.

Features & benefits:

This medium weight creamy masque is perfect for all skin types and conditions concerned with skin ageing, pollution or free radical damage. Nourishes dryer skin and infuses essential moisture whilst brightening the skin and illuminating pigmentation. Neutralises damaging free radicals which lead to premature ageing. Cocktail of ingredients encourage collagen for a supple skin texture and tone.

Base:

Water, Sunflower Seed Oil, & Aloe Vera.

Key ingredients:

Green Tea, White Tea & Red Tea - impart potent anti-oxidants to fight damaging free radicals and reactive oxygen species which lead to premature skin ageing.
Acai Berry - intensively enhances skin brightness, vibrancy and luminosity to revitalise dull complexions.
Avocado Oil - rich in Vitamins A, D and E infuses the skin tissues with essential fatty acids to nourish.
Rosehip Seed Oil - rich in Vitamin C assists with skin healing and regeneration of tissue.
Phyto-collagen Yeast - stimulates new tissue production for a supple skin texture.
Aloe Vera - infuses anti-inflammatory benefits and essential moisture to the epidermal layers.
Jojoba Oil - with composition similar to sebum, imparts nourishment with its Omega 6 content and 9 essential fatty acids.

Ingredients INCI:

Aqua, Helianthus Annuus Seed Oil, Glycerin, Aloe Barbadensis Leaf Extract, Stearic Acid, C12-15 Alkyl Benzoate, Yeast Extract, Simmondsia Chinensis Seed Oil, Cetyl Alcohol, Persea Gratissima Oil, Tocopheryl Acetate, Camellia Sinensis (Green Tea) Leaf Extract, Camellia Sinensis (White Tea) Leaf Extract, Aspalathus Linearis Leaf Extract, Carbomer, Rosa Canina Fruit Oil, Ascorbic Acid, 1,2-Hexanediol, Caprylyl Glycol, Tropolone, Silk Amino Acids, Lavandula Officinalis Oil, Euterpe Oleracea Fruit Oil, Linalool, Geraniol, Limonene.



MASQUES

Salon use:

After thorough exfoliation and application of suitable serum, dispense into a bowl and apply a thin, even layer to face, neck and décolleté using a fan brush. Leave to infuse into the skin for 10 minutes before removing with tepid water or steam towel infused with selected Hydrosol.

Salon application: 4 pumps (6ml).

Electrical option

Can be ionised into the skin for intensive brightening and skin softening benefits. Apply to skin and continue with galvanic or ultrasonic machine on positive (+) polarity for 3-5 minutes part face or 10-12 minutes full face and neck.

Top Salon Tip:

For enhanced brightening benefits, apply **Brightening Serum** to skin followed by **Anti-oxidant Masque**.

Homecare use:

Apply a thin layer to face and neck using fingertips or foundation brush. Leave for 10 minutes. Rinse with tepid water.

Homecare application: 50p amount.

Frequency of home use: 2-3 times per week or as needed.

Top homecare Tip:

Apply to the skin as a night time masque to infuse moisture and hydration while sleeping. (Ensure a towel is placed over the pillow to prevent masque transferring to bed clothes).

Vegan friendly:

This product is suitable to be used by Vegans.

Sizes available:

Professional: 250ml

Retail: 50ml

Refining Masque

A clay-based masque to deeply cleanse congested oily skin. Refining qualities encourage a healthy complexion for skin that looks fresh, smooth and brightened.

Skin type/condition:

Congested, very oily skin.

Pregnancy:

This product may be used during any stage of pregnancy.

Features & benefits:

This clay based masque deeply cleanses congested oily skin, offering a clarified skin appearance in the professional facial treatment.

Natural clays lift and absorb excess skin oils in those with sebaceous over-production.

Expert formulation refines skin texture for a smooth fresh appearance.

Base:

Kaolin & Bentonite clay.

Key ingredients:

Kaolin and bentonite clays - lift and absorb excess surface oils offering a drying action in those with congested oily skin.

Calendula and Allantoin extracts - soothe and promote conditioning effects.

Lactic acid - provides skin smoothing qualities with its refining actions

Glycerin - hydrates and softens the epidermal layers.

Ingredients INCI:

Aqua, Bentonite, Kaolin, Glycerin, Propylene glycol, Polysorbate 20, Phenoxyethanol, CI 77891 (Titanium dioxide), Lactic acid, Calendula officinalis flower extract, Chlorphenesin, Allantoin, Xanthan gum, Silica, Laminaria digitata extract, Butylene glycol, CI42090.



MASQUES

Professional use ONLY.

Salon use:

After application of chosen serum, apply a thin, even layer to face, neck and décolleté.

Allow to set on skin for 10 minutes and remove with tepid water or warm steam towel infused with Hydrolat.

Salon application: 6 pumps (9ml).

Top Salon Tip:

For clients with especially congested, thickened skin, dispense 5-6 pumps of **Refining Masque** into a bowl and add half a tea spoon amount of **Micro-fine Daily Exfoliant**. Mix together (a few drops of **Lavender Hydrosol** may be added for increased spreadability) and apply to the face. This boost of enzymatic exfoliation will further decongest the skin and refine the skins surface.

After 10 minutes, spritz skin with **Purifying Toner** to moisten masque and ensure easier removal.

Vegan friendly:

This product is suitable to be used by Vegans.

Sizes available:

Professional: 250ml

Colloidal Oatmeal Masque

100% organic stone ground Oatmeal imparts lipids to repair skin's barrier, proteins to reduce roughness and carbohydrates to deeply hydrate. Reduces irritation and redness leaving skin silky smooth.

Skin type/condition:

All skin types and conditions. Ideal for rosacea, sensitivity, severe dehydration or inflamed breakouts.

Pregnancy:

This product may be used during any stage of pregnancy.

Features & benefits:

Superb anti-inflammatory benefits calm and soothe the most irritated and reddened skins. Beta-glucan components work to strengthen the immune system of the skin, ideal for any inflamed skin conditions. Repairs and strengthens skin barrier function leaving skin soft, supple and silky smooth.

Base:

Colloidal Oatmeal.

Key ingredients:

Organic Oatmeal – when grinding the whole seed oatmeal is a complete superfood supplying vital nutrients to the skin with its rich source of carbohydrates, starches and lipids which deeply hydrate and help to nourish the skin and repair damaged barrier function.

Avenanthramides found in abundance within oatmeal offer potent soothing, anti-itch, anti-irritation benefits, strengthening the extra-cellular matrix of the epidermis by replenishing essential lipids making it perfect for those with itchy irritated skin such as eczema and dermatitis like conditions which impact the day to day comfort of the skin.

Oatmeal is packed with triglycerides, phospholipids, linoleic and linolenic acids which are also important stratum corneum components. Proteins contained in oatmeal further contribute to its water affinity with the skin making it an essential ingredient for those with dehydrated, moisture depleted skin.

Oatmeal also contains Beta-glucan a type of polysaccharide (also a carbohydrate) and an immunomodulator which has the ability to boost the immune system of the skin to reduce irritation and reactivity.

Ingredients INCI:

Avena Sativa kernel meal (organic).



MASQUES

Professional use ONLY.

Salon use:

Moisten gauze with water or **Chamomile Hydrosol** and place over face and neck. Place 2 scoops of **Colloidal Oatmeal Masque** with approximately 50ml of warm-hot water and mix into a thick porridge like texture. Continue to add 6 pumps of **Colloidal Activator** (on following page) and mix together into a creamy pliable paste. Using a spatula, apply thickly to face, neck. May be applied over eyelids and lips.

Direct steamer to face and leave for 15 minutes. Alternatively if steamer is not available, place an additional piece of dry gauze over and wrap warm steam towels around face to keep masque moist. **(moisture and heat must be used to ensure full swelling activation of oatmeal kernels).**

Remove by rolling gauze upwards (collecting oatmeal inside) and remove residue with tepid water or cooled steam towels.

Salon application amount:

Colloidal Oatmeal: x2 level (50ml) scoops (100ml).

Warm-hot water: approx 50ml. (add more/less as preferred).

Colloidal Activator: 6 pumps (9ml).

View the following training videos in the education area of the trade website under 'facial techniques':

'How to mix Colloidal Oatmeal Masque'
'Colloidal Oatmeal Masque Application'

Top Salon Tip:

May be used anywhere on the body experiencing irritation and inflammation.

May be used on the hands during winter time for as an intensive hand treatment.

Vegan friendly:

This product is suitable to be used by Vegans.

Sizes available:

Professional: 1kg

Colloidal Activator

A rich, creamy oatmeal packed cream that binds and enhances the properties of Colloidal Oatmeal Masque allowing easy application of the masque.

Skin type/condition:

All skin types and conditions. Ideal for rosacea, sensitivity, severe dehydration or inflamed breakouts.

Pregnancy:

May be used during any stage of pregnancy.

Features & benefits:

Binds **Colloidal Oatmeal Masque** for easier application.

Hydrates, repairs and smooths skin whilst reducing redness on inflamed skin condition.

Soothing formulation helps to reduce redness, itching and irritation whilst strengthening the skins barrier function.

Base:

Water, Sunflower Seed Oil, Colloidal Oatmeal and Aloe Vera juice.

Key ingredients:

Oatmeal – rich in Saponins, Cholesterols and Avenanthremides, Oatmeal strengthens the skins barrier function with its highly soothing benefits reduces irritation, itching and redness.

Camellia/Green Tea – highly anti-inflammatory benefits reduce redness and inflammation whilst antioxidants protect the skin from external damage.

Sunflower Oil – abundant in Linoleic Acid, Sunflower Oil deeply nourishes, calms irritation and treats fatty acid deficiency in the skin.

Sorbitol – a potent sugar based humectant which binds essential moisture to the stratum corneum cells and prevents future moisture loss.

Ingredients INCI:

Aqua, Helianthus Annuus Seed Oil, Aloe Barbadensis Leaf Juice, Cetearyl Alcohol, Sorbitol, Glyceryl Stearate, Ceteareth 20, Avena Sativa Kernel Meal, Butylene Glycol, Prunus Amygdalus Dulcis, Camellia Sinensis Leaf Extract, Citric Acid, Tocopherol, Phenoxyethanol, Ethylhexylglycerin, Propylene Glycol.



MASQUES

Professional use ONLY.

Salon use:

Colloidal Activator should be used to activate **Colloidal Oatmeal Masque** using the instructions on the previous page.

For clients that experience claustrophobia and are unable to tolerate the use of gauze over the face with **Colloidal Oatmeal Masque**, or for express treatments when time doesn't allow the full masque to be applied, Colloidal Activator can be used in the following alternative way:

Mix 2 pumps of **Colloidal Activator** with 4 pumps of **Soothing Masque** (2:1 ratio) together into a creamy gel consistency and apply directly to irritated reddened skin using a masque brush. Leave to infuse into the skin for 10 minutes then remove using sponges or steam towel.

Electrical Option

Ionisation - for clients with reddened or rosacea type skin mix 2 pumps of **Colloidal Activator** with 4 pumps of **Soothing Masque** (2:1 ratio) together into a creamy gel consistency and apply directly to skin using a masque brush. Continue with galvanic iontophoresis or ultrasonic machine on the positive (+) polarity for approx 3-5 minutes for part face and 10-12 minutes for full face and neck.

Ensure galvanic iontophoresis or ultrasonic ionisation is performed before massage stage.

Vegan friendly:

This product is suitable to be used by Vegans.

Sizes available:

Professional: 500ml / 250ml

Bio Masque (peel-off)

Deeply hydrating and moisturising masque infusing intensive moisture into the skin. Encourages vascular constriction to calm reddened or irritated skins whilst providing skin strengthening benefits.

Skin type/condition:

Dry, sensitive, inflamed or irritated skins.

Excellent for use on crepey décolleté area. Ideal post chemical peel or microdermabrasion.

Pregnancy:

This product may be used during any stage of pregnancy.

Features & benefits:

This professional use masque calms and firms the skin reducing redness and irritation whilst boosting hydration levels smoothing lines and crepey skin whilst the cooling action lessens puffy skin and soothes after aggressive skin treatments.

The thick texture of this masque follows the contours of the face and begins to solidify as it dries creating a firming action and an occlusive layer, trapping heat between the masque and the skin's surface which assists with the absorption process of the masque ingredients as well as any serums layered on the skin underneath. The occlusive layer prevents the key ingredients oxidising or evaporating and remains rubber like on the skin, infusing and maintaining hydration, reducing puffiness and refining the epidermis.

The rubber texture sits on the skin without discomfort and peels off easily in a single layer.

Base:

Diatomaceous Earth.

Key ingredients:

Manuronic & Guluronic Alginate - derivatives of Brown Seaweed, specifically from the cell walls are classed as polysaccharides and deeply moisturising and hydrating to the skin. When mixed with water they form a hydrocolloid gel which allows the slow migration of additional ingredients into the skin. As the alginate mask is saturated with water it quickly restores skin hydration instantly improving appearance of fine lines, skin suppleness and radiant effect.

Calcium Sulphate - helps to re-build the skin's barrier by trapping moisture onto the skin surface cell, strengthening the outer epidermis.

Ingredients INCI:

Solum Diatomeae, Algin (Guluronic), Calcium Sulfate, Sodium Phosphate, Tetrasodium Pyrophosphate.



MASQUES

Professional use ONLY.

Salon use:

After application of suitable serum, prepare client by tucking tissues into headband. Mix entire contents of the sachet into a bowl with 90ml of tepid water. Stir quickly and vigorously with spatula until a smooth icing like paste is achieved. Apply immediately to face and neck ensuring edges are thick and application is even. Allow to set for 15 minutes. Remove by loosening edges with fingertips and peel masque from forehead downwards.

May be used simultaneously with **Eye Contour Masque** and **Lip Contour Masque**.

Not suitable for clients who experience claustrophobia.

*Allow any excess masque to set in bowl before discarding. Do not wash into sink as the setting nature of the masque may block pipe work.

Salon application:

Entire contents of packet – 30grams.

Tepid/lukewarm water – 90ml.

View the following training videos in the education area of the trade website under 'facial techniques':

'How to mix a peel-off masque'

'Peel-off masque application'

'Peel-off masque troubleshooting'

Top Salon Tip:

For optimum soothing anti-inflammatory effect use 45ml of tepid water and 45ml of **Chamomile Hydrosol**.

Perfect to be used on the neck for clients experiencing crepey skin texture in this area.

Vegan friendly:

This product is suitable to be used by Vegans.

Sizes available:

Professional: 30grams.

Brightening Masque (peel-off)

Skin brightening Vitamin C and illuminating botanical extracts help to improve the appearance of pigmentation whilst giving skin a brightening boost for a monotone, even complexion.

Skin type/condition:

Dull, lackluster, uneven and hyperpigmented skin.
Ideal to use within a course of pre-wedding facials or before a big event.

Pregnancy:

This product may be used during any stage of pregnancy.

Features & benefits:

This professional use masque is packed with natural botanical extracts which gently inhibit melanocyte activity in the skin reducing hyperpigmentation. It evens the skin tone leading to a more balanced skin colour whilst brightening dull, lacklustre skin offers a more radiant complexion.

The thick texture of this masque follows the contours of the face and begins to solidify as it dries creating a firming action and an occlusive layer, trapping heat between the masque and the skin's surface which assists with the absorption process of the masque ingredients as well as any serums layered on the skin underneath. The occlusive layer prevents the key ingredients oxidising or evaporating and remains rubber-like on the skin, infusing and maintaining hydration, reducing puffiness and refining the epidermis.

The rubber texture sits on the skin without discomfort and peels off easily in a single layer.

Base:

Diatomaceous Earth.

Key ingredients:

Mulberry Extract – inhibits the tyrosinase enzyme necessary for pigment formation in the melanocyte.

Skullcap Extract – deregulates pigmentation formation whilst reducing inflammation which can lead to pigmentation issues. Rich in flavonoids the potent anti-oxidant benefits protect against sun damage.

Strawberry Extract – a natural brightener for the skin, illuminates and brightens the skin, reduces irritation and offers nourishing benefits.

Grape Extract – Rich in Oligomeric Proanthocyanidins (OPC's) anti-oxidants to scavenge damaging free radicals. Grape extract improves tone and smoothness with its refining actions.

Vitamin C – a potent anti-oxidant and brightener to create fresh, illuminated, radiant complexion.

Manuronic & Gularonic Alginate – derivatives of Brown Seaweed, specifically from the cell walls are classed as polysaccharides and deeply moisturising and hydrating to the skin.

Ingredients INCI:

Solum Diatomeae, Algin (Extract), Calcium Sulfate, Sodium Phosphate, Tetrasodium Pyrophosphate, Titanium Dioxide (CI 77891), Sodium Ascorbate, Saxifraga Sarmientosa, Vitus Vinifera Extract, Butylene Glycol, Aqua, Morus Bombycis Extract, Scutellaria Baicalensis, Disodium EDTA.



MASQUES

Professional use ONLY.

Salon use:

After application of suitable serum, prepare client by tucking tissues into headband. Mix entire contents of the sachet into a bowl with 90ml of tepid water. Stir quickly and vigorously with spatula until a smooth icing like paste is achieved. Apply immediately to face and neck ensuring edges are thick and application is even. Allow to set for 15 minutes. Remove by loosening edges with fingertips and peel masque from forehead downwards.

May be used simultaneously with **Eye Contour Masque** and **Lip Contour Masque**.

Not suitable for clients who experience claustrophobia.

*Allow any excess masque to set in bowl before discarding. Do not wash into sink as the setting nature of the masque may block pipe work.

Salon application:

Entire contents of packet – 30grams.
Tepid/lukewarm water – 90ml.

View the following training videos in the education area of the trade website under 'facial techniques':

'How to mix a peel-off masque'

'Peel-off masque application'

'Peel-off masque troubleshooting'

Top Salon Tip:

For optimum brightening and illuminating benefits use 45ml of tepid water and 45ml of **Orange Hydrosol**.

May be used on the back of the hands for those with age related pigmentation or sun damage

Vegan friendly:

This product is suitable to be used by Vegans.

Sizes available:

Professional: 30grams.

Cryogenic Masque (peel-off)

A firming and cellular stimulating masque perfect for anti-ageing treatments. Packed with Spirulina Maxima, a micro algae which contains amino acids, vitamins, trace elements and minerals to infuse the skin with goodness. The cooling action of Menthol imparts intensive firming of the skin tissues, collectively conditioning and creating a more youthful appearance.



Skin type/condition:

Ageing or prematurely ageing skin prone to loss of firmness or the natural pull of gravity.

Pregnancy:

This product may be used during any stage of pregnancy.

Features & benefits:

This cooling firming masque intensively improves tone and elasticity by tautening the skin, reducing lines and wrinkles and offering a smoother skin texture. Skin nourishing Spirulina provides essential amino acids to strengthen the tissues and intensively regenerate the skin giving a more hydrated feel.

The thick texture of this masque follows the contours of the face and begins to solidify as it dries creating a firming action and an occlusive layer, trapping heat between the masque and the skin's surface which assists with the absorption process of the masque ingredients as well as any serums layered on the skin underneath. The occlusive layer prevents the key ingredients oxidising or evaporating and remains rubber-like on the skin, infusing and maintaining hydration, reducing puffiness and refining the epidermis.

The rubber texture sits on the skin without discomfort and peels off easily in a single layer.

Base:

Diatomaceous Earth.

Key ingredients:

Spirulina Platenis – classed as one of nature's superfoods, it contains high concentrations of all 8 essential amino acids, almost all known anti-oxidants including Superoxide Dismutase, Vitamins A, B1, B2, B3, B6, B9, B12, C, D, E and minerals including Calcium, Iron, Selenium and zinc. Spirulina offers amazing barrier improving benefits to all skin types and conditions.

Menthol – imparts an intensively cooling action creating a refreshing sensation on the skin and firming the skin tissues on those experiencing looseness and loss of skin integrity.

Manuronic & Gularonic Alginate – derivatives of Brown Seaweed, specifically from the cell walls are classed as polysaccharides and deeply moisturising and hydrating to the skin.

Ingredients INCI:

Solum Diatomeae, Algin, Calcium Sulfate, Sodium Phosphate, Tetrasodium Pyrophosphate, Spirulina Platensis (Extract), Menthol, Methyl Disopropyl Propionamide.

MASQUES

Professional use ONLY.

Salon use:

After application of suitable serum, prepare client by tucking tissues into headband. Mix entire contents of the sachet into a bowl with 90ml of tepid water. Stir quickly and vigorously with spatula until a smooth icing like paste is achieved. Apply immediately to face and neck ensuring edges are thick and application is even. Allow to set for 15 minutes. Remove by loosening edges with fingertips and peel masque from forehead downwards.

May be used simultaneously with **Eye Contour Masque** and **Lip Contour Masque**.

Not suitable for clients who experience claustrophobia.

*Allow any excess masque to set in bowl before discarding. Do not wash into sink as the setting nature of the masque may block pipe work.

Salon application:

Entire contents of packet – 30grams.
Tepid/lukewarm water – 90ml.

View the following training videos in the education area of the trade website under 'facial techniques':

'How to mix a peel-off masque'

'Peel-off masque application'

'Peel-off masque troubleshooting'

For optimum firming benefits use 45ml of tepid water and 45ml of **Peppermint Hydrosol**.

For those with moisture depleted skin use 45ml of tepid water and 45ml of **Rose Hydrosol**.

Vegan friendly:

This product is suitable to be used by Vegans.

Sizes available:

Professional: 30grams.

Clarifying Masque (peel-off)

A professional peel off masque to help rebalance oily, congested skin. Sea salt helps re-mineralise, absorb impurities and combat excess sebum. Neroli essential oil provides anti-septic and purifying properties to soothe and heal areas of breakout activity.

Skin type/condition:

Oily, congested or breakout prone.

Pregnancy:

This product may be used during any stage of pregnancy.

Features & benefits:

Absorbs impurities and sebum giving a deep cleansing, decongested effect. Mineral rich formulation hydrates and strengthen the skins barrier, smoothing and softening the epidermis. Healing and anti-septic actions help minimise areas of breakout activity, reducing redness and inflammation.

The thick texture of this masque follows the contours of the face and begins to solidify as it dries creating a firming action and an occlusive layer, trapping heat between the masque and the skins surface which assists with the absorption process of the masque ingredients as well as any serums layered on the skin underneath. The occlusive layer prevents the key ingredients oxidising or evaporating and remains rubber like on the skin, infusing and maintaining hydration, reducing puffiness and refining the epidermis.

The rubber texture sits on the skin without discomfort and peels off easily in a single layer.

Base:

Diatomaceous Earth.

Key ingredients:

Neroli essential oil - with purifying, soothing and antiseptic properties this essential oil is ideal for congested and breakout prone skin, whilst maintaining moisture levels and creating balance and equilibrium in oilier skin types.

Sea Salt - helps to cleanse pores deeply, balance oil production and combat bacteria that can lead to breakouts. Sea Salt provides a mineral rich environment to also strengthen and firm the skin whilst trace elements of zinc and sulfur to absorb impurities and excess sebum.

Manuronic & Gyluronic Alginite - derivatives of Brown Seaweed, specifically from the cell walls are classed as polysaccharides and deeply moisturising and hydrating to the skin.

Ingredients INCI:

Solum Diatomeae, Algin, Calcium Sulfate, Maris Limus (extract), Tetrasodium Pyrophosphate, Citrus Aurantium Amara, Limonene, Linalool.



MASQUES

Professional use ONLY.

Salon use:

After application of suitable serum, prepare client by tucking tissues into headband. Mix entire contents of the sachet into a bowl with 90ml of tepid water. Stir quickly and vigorously with spatula until a smooth icing like paste is achieved. Apply immediately to face and neck ensuring edges are thick and application is even. Allow to set for 15 minutes. Remove by loosening edges with fingertips and peel masque from forehead downwards.

May be used simultaneously with **Eye Contour Masque** and **Lip Contour Masque**.

Not suitable for clients who experience claustrophobia.

*Allow any excess masque to set in bowl before discarding. Do not wash into sink as the setting nature of the masque may block pipe work.

Salon application:

Entire contents of packet – 30grams.

Tepid/lukewarm water – 90ml.

View the following training videos in the education area of the trade website under 'facial techniques':

'How to mix a peel-off masque'

'Peel-off masque application'

'Peel-off masque troubleshooting'

Top Salon Tip:

For optimum degreasing effects use 45ml of tepid water and 45ml of **Orange Hydrosol**.

For clients with heavy breakout activity use 45ml of tepid water and 45ml of **Lavender Hydrosol**.

Vegan friendly:

This product is suitable to be used by Vegans.

Sizes available:

Professional: 30grams.

Eye Contour Masque (peel-off)

A specialty peel-off masque especially for the delicate eye area. Marine collagen strengthens the barrier function whilst Algin reduces puffiness, firms and smooths the delicate skin around the eye area. Illuminating extracts brighten dark circles as Rose hydrates and soothes.

Skin type/condition:

All skin types and conditions.

Ideal for under eye puffiness, dark circles, lines and wrinkles around the eye area.

Pregnancy:

This product may be used during any stage of pregnancy.

Features & benefits:

This setting nature of the masque solidifies and firms to leave the skin around the eyes feeling smoother, tautened and more hydrated. Fine lines are softened as the marine collagen rich formulation plumps the outer skin. Dark circles are illuminated with botanicals to brighten, giving a more refreshed appearance.

The gentle but comfortable weight of the masque presses down encouraging lymphatic drainage, helping to disperse stagnating toxins which can lead to under eye darkness.

The thick texture of the masque follows the contours of the eyes and remains rubber like on the skin without any discomfort before being peeled away easily in a single layer.

Base:

Diatomaceous Earth.

Key ingredients:

Marine Collagen – supports the epidermis by firming the tissues helping to reduce under eye puffiness.

Asian Rice Extract – rich in Phytic Acid and other bioactive compounds it brightens and illuminates dark circles by reducing tyrosinase activity leading to a more luminous skin tone.

Rosa Damascena – intensively hydrates the skin, plumping fine lines and offering soothing benefits.

Algin – a derivative of Brown Seaweed offers a deeply moisturising and hydrating to the skin.

Ingredients INCI:

Solum Diatomeae, Algin, Calcium Sulfate, Oryza Sativa Starch, Bentonite, Tetrasodium Pyrophosphate, Rosa Damascena, Hydrolised Collagen (Marine), Citronellol, Geraniol.



MASQUES

Professional use ONLY.

Salon use:

Mix entire contents of the sachet into a bowl with 30ml of tepid water/hydrolat. Stir quickly and vigorously with spatula until a smooth icing like paste is achieved. Apply immediately over closed eye area ensuring edges are thick and application is even. Allow to set for 15 minutes. Remove by loosening edges with fingertips and peel masque from eyebrows downwards.

May be applied over natural eyelashes and eyebrows.

May be used simultaneously with **Peel-off Masque** for the face and **Lip Contour Masque**.

Not suitable for clients wearing eye lash enhancements.
Not suitable for clients who experience claustrophobia.

*Allow any excess masque to set in bowl before discarding. Do not wash into sink as the setting nature of the masque may block pipe work.

Salon application:

Entire contents of packet – 10grams.

Tepid/lukewarm water/hydrolat – 30ml.

View the following training videos in the education area of the trade website under 'facial techniques':

'How to mix a peel-off masque'

'Peel-off masque application'

'Peel-off masque troubleshooting'

Top Salon Tip:

For optimum hydrating effects mix solely with 30ml of **Rose Hydrosol**.

Vegan friendly:

This product is suitable to be used by Vegans.

Sizes available:

Professional: 30grams.

Lip Contour Masque (peel-off)

A deeply hydrating masque to firm, plump and smooth the lips.
Helps guard against cracked, chapped lips and improves skin flexibility.
Fine lines around the mouth are softened as this masque smoothes the skin.

Skin type/condition:

All skin types and conditions.
Ideal for clients with dry, chapped lips.

Pregnancy:

This product may be used during any stage of pregnancy.

Features & benefits:

This masque tones, revitalises by intensively infusing and binding moisture into the lips.
The cooling action of the masque firms, tightens and softens the texture of the lip tissue.
Superficially exfoliates removing dead skin cells allowing nourishing ingredients to penetrate more effectively.
Improves circulation and promotes healing, ideal for lips prone to flaking and chapping.

The thick texture of the masque follows the contours of the lips and remains rubber like on the skin without any discomfort before being peeled away easily in a single layer.

Base:

Diatomaceous Earth.

Key ingredients:

Diatomaceous Earth – superficially exfoliates creating smooth soft lips.
Menthol – imparts cooling actions to firm and plump the lip area.
Marine Collagen - with key amino acids boosts skin firmness.
Linseed Oil – rich in Linoleic Acid to nourish and moisturise.
Chitosan - is a powerful humectant to bind moisture to the skin in order to hydrate.
Rice Starch - with emollient properties soften, moisturise and create a protective film on the lips.

Ingredients INCI:

Solum Diatomeae, Algin, Calcium Sulfate, Bentonite, Tetrasodium Pyrophosphate, CI 7789, Sodium Ascorbate, Triethanolamine, Hydrolised Collagen, CI 77492, Linseed Acid, Chitosan, Menthol, Citronellol, Geraniol.



MASQUES

Professional use ONLY.

Salon use:

Mix entire contents of the sachet into a bowl with 30ml of tepid water/hydrolat. Stir quickly and vigorously with spatula until a smooth icing like paste is achieved. Apply immediately over closed lip area ensuring edges are thick and application is even. Allow to set for 15 minutes. Remove by loosening edges with fingertips and peel masque away.

May be used simultaneously with **Peel-off Masque** for the face and **Eye Contour Masque**.

Not suitable for clients who experience claustrophobia.

*Allow any excess masque to set in bowl before discarding. Do not wash into sink as the setting nature of the masque may block pipe work.

Salon application:

Entire contents of packet – 10grams.
Tepid/lukewarm water/hydrolat – 30ml.

(For cost effectiveness, half a packet may be used – 5grams with approximately 15ml of water/hydrolat. Ensure remaining powder is sealed in packet).

View the following training videos in the education area of the trade website under 'facial techniques':

'How to mix a peel-off masque'
'Peel-off masque application'
'Peel-off masque troubleshooting'

Top Salon Tip:

For optimum hydrating effects use 30ml of **Rose Hydrosol**.
For lip plumping actions use 30ml of **Peppermint Hydrosol**.

Non vegan friendly:

This product is not suitable to be used by Vegans as it contains Chitosan.

Sizes available:

Professional: 30grams.

Ultra Soothing Toner

An ultra soothing hydrating spritz packed with soothing extracts to combat redness, calm irritation and relieve reddened complexions.

Skin type/condition:

Ultra dry, sensitive, hypersensitive, dehydrated or irritated skin.
Skin experiencing eczema, psoriasis or rosacea type skin.

Pregnancy:

May be used during pregnancy.

Features & benefits:

A fine mist of botanical extracts reduce redness and irritation.
Ultra soothing formulation hydrates and prepares the skin for moisturising.
Anti-oxidant berry extracts defend against pollution and damaging free radicals.
May be used to refresh the skin throughout the day, even over make-up.

Base:

Distilled water & Glycerine.

Key ingredients:

Horse Chestnut Extract - reinforces the skin and assists in reducing redness in those with irritated skin or vascular type disorders .

Elderberry Extract – rich in anthocyanins provides potent anti-oxidant properties to neutralise free radicals and defend against damaging pollution.

Glycerine - binds moisture to intensely hydrate moisture depleted skin.

Allantoin – imparts healing actions to the skin.

Ingredients INCI:

Aqua, Glycerin, Aesculus Hippocastanum Flower Extract, Aesculus Hippocastanum Bark Extract, Cupressus Sempervirens Seed Extract, Tilia Cordata Flower Extract, PEG-40 Hydrogenated Caster Oil, Trideceth-9, Sambucus Nigra Flower Extract, Phenoxyethanol, Ethylhexylglycerin, Sodium Citrate, Allantoin, Citric Acid, Disodium EDTA.



TONERS

Salon use:

Before moisturising stage, spritz a fine mist of toner directly over face, neck and décolleté in a rainbow like formation until skin surface is dampened. Request client keeps eyes closed. Do not blot with tissue.
Proceed to apply appropriate moisturiser to dampened skin for increased moisturiser penetration and even absorption benefits.

Salon application: 5 pumps (2ml).

Top Salon Tip:

May be spritzed directly onto the skin post waxing to reduce redness and soothe irritation.

Homecare use:

Before moisturising stage, spritz a fine mist of toner directly over face, neck and décolleté until skin surface is dampened. Proceed to apply appropriate moisturiser to dampened skin.

Homecare application: 4-5 pumps.

Frequency of home use: Morning and evening, or as required throughout the day.

Top Homecare Tip:

*Spritz throughout the day to increase skin hydration.
Perfect to use (50ml size) during long haul plane flights.*

Vegan friendly:

This product is suitable to be used by Vegans.

Sizes available:

Professional: 500ml / 250ml

Retail: 200ml / 50ml

Soothing Toner

A soothing spritz formulated with Chamomile and Lavender waters to instantly soothe and calm the skin while hydrating Aloe Vera refreshes and cools.

Skin type/condition:

Dry, mature or sensitive.

Pregnancy:

May be used during pregnancy.

Features & benefits:

The fine mist of water based essential oils freshen and soothe the skin.

Soothing botanicals calms the mind and reduce anxiety.

Hydrating and soothing formula prepares the skin for moisturising.

May use to refresh the skin throughout the day, even over make-up.

Base:

Distilled water, Aloe Vera Juice & Witch Hazel.

Key ingredients:

Aloe Vera Juice - intensively hydrates the skin with moisture, softens and soothes any sensitivity whilst reinforcing the skin.

Chamomile - offers anti-inflammatory benefits to reddened skin whilst soothing and calming the mindset.

Lavender - reduces redness and inflammation whilst assisting in skin refreshment.

Witch Hazel - imparts a refreshing, mildly astringent quality.

Ingredients INCI:

Aqua, Aloe Barbadensis Leaf Juice, Hamamelis Virginiana Water, Lavandula Angustifolia Oil, Anthemis Nobilis Flower Oil, Lonicera Caprifolium Extract, Lonicera Japonica Extract, Deceth-7, PEG-40, Hydrogenated Caster Oil, PEG-26- Buteth-26, Citric Acid, Potassium Sorbate, Sodium Benzoate, Phenoxyethanol, Linalool, Limonene.



TONERS

Salon use:

Before moisturising stage, spritz a fine mist of toner directly over face, neck and décolleté in a rainbow like formation until skin surface is dampened. Request client keeps eyes closed. Do not blot with tissue.

Proceed to apply appropriate moisturiser to dampened skin for increased moisturiser penetration and even absorption benefits.

Salon application: 5 pumps (2ml).

Homecare use:

Before moisturising stage, spritz a fine mist of toner directly over face, neck and décolleté until skin surface is dampened. Proceed to apply appropriate moisturiser to dampened skin.

Homecare application: 4-5 pumps.

Frequency of home use: Morning and evening, or as required throughout the day.

Top Homecare Tip:

Ideal to use as a pre-sleep spritz to encourage restful sleep.

Vegan friendly:

This product is suitable to be used by Vegans.

Sizes available:

Professional: 500ml / 250ml

Retail: 200ml / 50ml

Balancing Toner

A balancing formulation with Rose and Neroli to help hydrate and refresh, maintaining skin's healthy texture whilst uplifting the senses with its comforting, reassuring aroma.

Skin type/condition:

Normal or combination skin.

Pregnancy:

May be used during pregnancy.

Features & benefits:

Intensively hydrates the epidermis and reduces dehydration whilst offering skin firming actions.
Wonderful pleasing aroma calms and comforts the senses.
Acts as a great skin tonic.
Hydrating and mildly astringent to freshen the skin.
May be used to refresh the skin throughout the day, even over make-up.

Base:

Distilled water, Aloe Vera Juice & Witch Hazel.

Key ingredients:

Aloe Vera Juice - intensively hydrates the skin with moisture, softens and soothes any sensitivity whilst healing the skin at the epithelial level.

Rose Otto – helps to firm and tonify the tissues.

Neroli – offers rejuvenating benefits the skin.

Witch Hazel - imparts a refreshing, mildly astringent quality.

Ingredients INCI:

Aqua, Aloe Barbadensis Leaf Juice, Hamamelis Virginiana Water, Rosa Damascena Flower Oil, Citrus Aurantium Amara Flower Oil, Lonicera Caprifolium Extract, Lonicera Japonica Extract, Deceth-7, PEG-40 Hydrogenated Castor Oil, PEG-26 Buteth-26, Citric Acid, Potassium Sorbate, Phenoxyethanol, Linalool, Geraniol, Limonene, Sodium Benzoate, Citronellol, Farnesol.



TONERS

Salon use:

Before moisturising stage, spritz a fine mist of toner directly over face, neck and décolleté in a rainbow like formation until skin surface is dampened. Request client keeps eyes closed. Do not blot with tissue. Proceed to apply appropriate moisturiser to dampened skin for increased moisturiser penetration and even absorption benefits.

Salon application: 5 pumps (2ml).

Homecare use:

Before moisturising stage, spritz a fine mist of toner directly over face, neck and décolleté until skin surface is dampened. Proceed to apply appropriate moisturiser to dampened skin.

Homecare application: 4-5 pumps.

Frequency of home use: Morning and evening, or as required throughout the day.

Top Homecare Tip:

The uplifting, comforting aroma of Rose Otto creates the ideal spritz for clients experiencing low mood or depression to spritz onto the skin or clothes as required throughout the day.

Vegan friendly:

This product is suitable to be used by Vegans.

Sizes available:

Professional: 500ml / 250ml

Retail: 200ml / 50ml

Purifying Toner

Mildly astringent toner combines triple action of Lavender to soothe, purify and protect. Natural clarifying benefits leave skin feeling toned, fresh and hydrated.

Skin type/condition:

Oily, congested or breakout prone skin.

Pregnancy:

May be used during pregnancy.

Features & benefits:

Fine mist of water based essential oils freshen and purify the skin.
Hydrating and soothing formula prepares the skin for moisturising.
Imparts refreshing, mildly astringent qualities to the skin.
May be used to refresh the skin throughout the day, even over make-up.

Base:

Distilled water, Aloe Vera Juice & Witch Hazel.

Key ingredients:

Aloe Vera Juice - intensively hydrates the skin with moisture, softens and soothes any sensitivity whilst healing the skin at the epithelial level.

Lavender – with its multi-purpose benefits is ideal for calming inflamed breakouts, and gives highly anti-septic properties for fighting the bacteria which can lead to breakouts.

Witch Hazel - imparts a refreshing, mildly astringent quality.

Ingredients INCI:

Aqua (water), Aloe Barbadensis leaf juice, Hamamelis Virginiana water, Lavandula Angustifolia (flower oil), Lonicera Caprifolium extract, Lonicera Japonica extract, Deceth -7, PEG-40 Hydrogenated Caster Oil, PEG-26 Buteth-26, Citric Acid, Potassium Sorbate, Sodium Benzoate, Phenoxyethanol, Linalool, Limonene.



TONERS

Salon use:

Before moisturising stage, spritz a fine mist of toner directly over face, neck and décolleté in a rainbow like formation until skin surface is dampened. Request client keeps eyes closed. Do not blot with tissue. Proceed to apply appropriate moisturiser to dampened skin for increased moisturiser penetration and even absorption benefits.

Salon application: 5 pumps (2ml).

Top Salon Tip:

Ideal to spritz onto the hands as a sanitizer before carrying out Skin Profiling Analysis or before a facial to reinforce hygiene to clients.

Homecare use:

Before moisturising stage, spritz a fine mist of toner directly over face, neck and décolleté until skin surface is dampened. Proceed to apply appropriate moisturiser to dampened skin.

Homecare application: 4-5 pumps.

Frequency of home use: Morning and evening, or as required throughout the day.

Vegan friendly:

This product is suitable to be used by Vegans.

Sizes available:

Professional: 500ml / 250ml

Retail: 200ml / 50ml

Dynamic Hydrating Toner

A dynamic toner to intensively hydrate moisture depleted skin whilst defending against free radical damage. This anti-ageing formulation is packed with Hyaluronic Acid to impart supreme hydration whilst Co-Enzyme Q10 combats oxidative stress.

Skin type/condition:

Mature, ageing, moisture depleted skin.

Pregnancy:

May be used during pregnancy.

Features & benefits:

Ultra hydrating formulation increases epidermal moisture levels promoting a fresh dewy complexion, whilst preparing the skin for enhanced moisturiser absorption.

Defends against damaging free radical damage which leads to pre-mature skin ageing.

May be used to refresh the skin throughout the day, even over make-up.

Base:

Distilled water, Witch Hazel, Glycerin & Aloe Vera.

Key ingredients:

Co-enzyme Q10 - is regarded as the Queen of anti-oxidants and defends against damaging free radicals and oxidative stress to help skin maintain a youthful appearance.

Hyaluronic Acid - a non exfoliating acid with large hydrating molecules that hold up to 1000x their own weight in moisture. Hyaluronic Acid intensively hydrates the epidermal layers where it plumps up the cells softening fine lines and wrinkles and leaving skin silky smooth.

Cucumber Extract – rich in Caffeic Acid, imparts superior soothing benefits and skin soothing benefits.

Chamomile Extract – soothes the skin and reduces areas of skin irritation or redness.

Geranium Oil – nourishes and nurtures dry skin whilst offering uplifting and comforting benefits to the senses.

Ingredients INCI:

Aqua (Water), Hamamelis Virginiana water (Witch Hazel), Glycerin, Polysorbate 20, Aloe barbadensis leaf extract, Lecithin, Ethylhexylglycerin, Phenoxyethanol, Cucumis Sativus (Cucumber) Fruit Extract, Pelargonium Graveolens (Geranium) Leaf Oil, Bisabolol, Sodium Hyaluronate, Sodium Benzoate, Potassium Sorbate, Ubiquinone, Benzyl alcohol, Benzoic acid, Dehydroacetic acid, Citronellol, Geraniol, Linalool.



TONERS

Salon use:

Before moisturising stage, spritz or press in toner directly to face, neck and décolleté until skin surface is dampened. Request client keeps eyes closed. Do not blot with tissue. Proceed to apply appropriate moisturiser to dampened skin for increased moisturiser penetration and even absorption benefits.

Salon application: 5 pumps (2ml).

Homecare use:

Before moisturising stage, spritz or press toner directly to face, neck and décolleté until skin surface is dampened. Proceed to apply appropriate moisturiser to dampened skin.

Homecare application: 4-5 pumps.

Frequency of home use: Morning and evening. May be applied regularly throughout the day for increased and ongoing hydration. May be applied over make-up.

Top Homecare Tip:

Use over **Hydrating Serum** to impart intensive hydration in moisture depleted skin.

Use over **Firming Serum** to boost Co-enzyme Q10 anti-oxidant benefits.

Vegan friendly:

This product is suitable to be used by Vegans.

Sizes available:

Professional: 250ml

Retail: 180ml

Refining Eye Gel

A super hydrating eye gel to help minimise fine lines around the eye area while helping to firm, revitalise and refine the skins texture.

Skin type/condition:

All skin types and conditions requiring general hydration.

Pregnancy:

This product may be used during any stage of pregnancy.

Features & benefits:

This light gel formula absorbs easily into the delicate skin around the eyes.
Water based gel deeply hydrates plumping fine lines and smoothing skin texture.
Cooling action soothes and refreshes tired eyes making it ideal for PC users.
Anti-oxidant rich formulation combats harmful free radicals helping to maintain skin integrity.
Soothing formula to hydrate and soften the skin with a skin quenching solution for dehydration.

Base:

Aloe Vera.

Key ingredients:

Aloe Vera – intensively hydrates the skin with moisture softens and soothes any sensitivity whilst refreshing and refining the skins texture.
Algae Extract – infuses the skin with trace elements and minerals to moisturise and tonify the skin.
Oarweed & Bladderwrack Seaweed - increase skin elasticity while firming the skin and reducing the appearance of fine lines and skin puffiness.
Sea Lavender – rich in glycosaminoglycans to saturate the skin with moisture and improve skin quality.

Ingredients INCI:

Aqua, Aloe barbadensis Leaf Juice, Glycerin, Carbomer, Lonicera caprifolium Extract, Betaine, Allantoin, Lonicera japonica Extract, Tetrasodium EDTA, Sodium Hydroxide, Hamamelis virginiana Bark Extract, Camellia sinensis Leaf Extract, Citric Acid, CI 19140, Potassium Sorbate, Sodium Benzoate, CI 12085, CI 15985, Laminaria digitata Extract, Thymus serpyllum Extract, Fucus vesiculosus Extract, Phenylpropanol, Limonium vulgare Stem Extract, Chondrus crispus Extract.



MOISTURISERS

Salon use:

After toning, using ring fingers gently press and smooth a small amount to eye area, underneath and over brow bone.

Salon application: grain of rice amount (0.5ml).

Electrical Option

May be used with microcurrent for feathering (specific iontophoresis) or ionised into the skin using a galvanic or ultrasonic device on the positive (+) polarity.

Top Salon Tip:

*For enhanced hydration benefits, apply a thin layer around the eye and follow with application of **Eye Contour Masque** to help drive hydration deeper into the skin layers.*

Use as a general post-waxing gel to soothe and reduce erythema.

Homecare use:

Using fingertips gently press and smooth a small amount to eye area, underneath and over brow bone.

Homecare application: grain of rice amount.

Frequency of home use: daily – morning and evening.

Top homecare Tip:

Great to apply to minor burns from cooking/ironing/hair straighteners etc to reduce redness and soothe stinging.

May be stored in the fridge to keep cool, making it ideal for those who experience sore, irritated eyes from hayfever and allergies.

Vegan friendly:

This product is suitable to be used by Vegans.

Sizes available:

Professional: 100ml

Retail: 15ml

Nourishing Eye Complex

A deeply nourishing cream for the delicate eye area with anti-inflammatory and anti-oxidant properties. Botanicals target dark circles while peptides fight against lines and wrinkles. A unique moisture lock system of botanicals and silicones keep the skin smooth, hydrated and protected.

Skin type/condition:

Eye area experiencing lines, crepeyness, dark circles or the general signs of ageing.

Pregnancy:

This product may be used during any stage of pregnancy.

Features & benefits:

A complex of Peptides and other advanced ingredients help build and strengthen the dermis leading to fewer lines and wrinkles and a smoother firmer skin. Powerful anti-oxidants protect from the environment as well as maintaining skin integrity. Humectants infuse moisture while silicones seal it in keeping skin hydrated, soft and supple.

Base:

Squalene & Glycerine.

Key ingredients:

Hydrolysed Rice Bran - rich in phytic acid helps brighten and illuminate dark circles as it binds copper preventing full development of colour.

Soy Peptides - stimulate fibroblasts to produce and support collagen production for a more youthful look.

Palmitoyl tripeptide 5 - protects proteins in the dermis as it acts as a Matrix Metalloproteinase inhibitor helps to preserve dermal structure; whilst stimulating collagen and elastin fibres to provide more strength and support to the skin.

Glycolipids & Hyaluronic Acid – saturate the stratum corneum with essential hydration, assisting with healthy functioning of the skin, healthy desquamation and increased moisture absorption, plumping out fine lines and giving a smooth appearance to the skin.

Ingredients INCI:

Aqua, Squalane, Glycerine, Saccharomyces Lysate Extract, Glyceryl Stearate, Cetearyl Alcohol, Glycosaminoglycans, Hydrolyzed Rice Bran, Glycine Soja Proteins, Ceteareth 20, Cyclomethicone, PEG 100 Stearate, Ubiquinone 50, Cyclopentasiloxane, Cyclotetrasiloxane, Oxido Reductases, Dimethiconol, Octyl Cocoate, Dimethicone, Phenyltrimethicone, Lecithin, Glycolipids, Palmitoyl Tripeptide 5, Sodium Hyaluronate, Butylene Glycol, Dimethyl MEA, Carbomer, Benzyl Alcohol, Macadamia Glycerides, Triethanolamine, Retinyl Palmitate, Ascorbyl Palmitate, Tocopheryl Acetate, Phenoxyethanol, Camellia Sinensis, Humulus Lupulus Extract, Equisetum Hyemale, Citrus Medica Limonum Peel Extract, Pinus Strobus Extract, Rosmarinus Officinalis, Polysorbate 20, Ethylhexylglycerin, Linalool, Limonene.



MOISTURISERS

Salon use:

After toning, using ring fingers gently press and smooth a small amount to eye area, underneath and over brow bone.

Salon application: grain of rice amount (0.5ml).

Homecare use:

Using fingertips gently press and smooth a small amount to eye area, underneath and over brow bone.

Homecare application: grain of rice amount.

Frequency of home use: daily – morning and evening.

Top homecare Tip:

If treating dark circles and skin crepeyness around the eye area, apply **Firming Serum** and follow with application of **Nourishing Eye Complex** for enhanced illuminating and firming actions.

Vegan friendly:

This product is suitable to be used by Vegans.

Sizes available:

Professional: 50ml

Retail: 15ml

Soothing Moisture Lotion

This ultra light moisturising lotion absorbs readily into the skin providing sheer protection. With essential oils to soothe and calm the skin while Comfrey and Vitamin E heal and protect.

Skin type/condition:

Mature or sensitive.

Those who prefer a lightweight textured moisturiser.

Pregnancy:

May be used during pregnancy.

Features & benefits:

Lightweight lotion absorbs easily into the skin.

Provides light hydration and protection, ideal for younger skin or skin which experiences mild sensitivity.

Perfect to be used as a daytime moisturiser or in areas of high humidity due to the light texture.

Base:

Sweet Almond & Glycerine.

Key ingredients:

Cypress, Eucalyptus, Geranium, Lavender & Sandalwood – this expertly blended synergy of essential oils soothes, nourishes and reduces redness whilst calming and comforting the mindset.

Sodium PCA – easily accepted by the skin, binds moisture increasing hydration levels.

Comfrey - extract is rich in allantoin to soothe, smooth and heal irritated skins.

Sweet Almond Oil – abundant in fatty acids to nourish and protect the skin and defend against environmental assault.

Glycerine – a potent humectant which binds moisture to the skin. The natural affinity with both water and oil allows easy absorption over lipid-based substances.

Avocado – rich in Vitamins A, D & E imparts anti-oxidant protection which nourishing the epidermis.

Ingredients INCI:

Aqua, Prunus Amygdalus Dulcis oil, Glycerin, Stearic Acid, Cetearyl Alcohol, Tocopheryl, Panax Ginseng Root Extract, Symphytum Officinale Extract, Ceteareth 20, Dimethicone, Lactic Acid, Sodium PCA, Disodium EDTA, Triethanolamine, Cupressus Sempervirens leaf oil, Eucalyptus Globulus leaf oil, Pelargonium Graveolens flower oil, Lavandula Angustifolia Extract, Lavandula Angustifolia Oil, Santalum Album Wood Oil, Persea Gratissima oil, Triticum Vulgare germ oil, Chamomilla Recutita Extract, Glycyrrhiza Glabra extract, Carbomer, Caprylyl Glycol, Phenoxyethanol, Decylene Glycol, Potassium Sorbate, Linalool, Geraniol, Limonene.



MOISTURISERS

Salon use:

After toning, apply to the skin using light fingertip pressure in upward strokes to face, neck and décolleté.

For maximum skin protection following a daytime facial, continue with sunscreen protection such as:

Daily Skin Defence SPF50, Moisturising Solar Shield SPF25 or **C+Bright Priming Moisturiser SPF30** during daylight hours.

Salon application: 1 pump (1.5ml).

Top Salon Tip:

Mix in equal parts with chosen solar protection product for time effective application during express facials.

Homecare use:

After toning, apply to the skin using light fingertip pressure in upward strokes to face, neck and décolleté.

For maximum skin protection continue with sunscreen protection such as:

Daily Skin Defence SPF50, Moisturising Solar Shield SPF25 or **C+Bright Priming Moisturiser SPF30** during daylight hours.

Homecare application: 5p amount.

Frequency of home use: Daily, morning and evening.

Vegan friendly:

This product is suitable to be used by Vegans.

Sizes available:

Professional: 500ml / 250ml

Retail: 200ml / 50ml

Balancing Moisture Lotion

An ideal light textured moisture lotion to hydrate and protect skin. Geranium, Lavender and Basil essential oils assist in restoring and maintaining balance to skin with varying oil production.

Skin type/condition:

Normal or combination skin.

Those who prefer a lightweight textured moisturiser.

Pregnancy:

May be used during pregnancy.

Features & benefits:

Lightweight lotion absorbs easily into the skin, offering equalisation to combination skin types and assisting with oil regulation and balance.

Provides light hydration without feeling heavy on oilier areas.

Perfect to be used as a daytime moisturiser or in areas of high humidity due to the light texture.

Base:

Sweet Almond & Glycerine.

Key ingredients:

Basil, Jasmine, Geranium, Lavender and Ho wood – the specialist blend of essential oils creates a harmonious balance in the epidermal layers for optimum skin health.

Sodium PCA – easily accepted by the skin, binds moisture increasing hydration levels.

Sweet Almond Oil – abundant in fatty acids to nourish and protect the skin and defend against environmental assault.

Glycerine – a potent humectant which binds moisture to the skin. The natural affinity with both water and oil allows easy absorption over lipid-based substances.

Avocado – rich in Vitamins A, D & E imparts anti-oxidant protection which nourishing the epidermis.

Ingredients INCI:

Aqua (water), Prunus amygdalus dulcis oil (Almond), Glycerin, Stearic Acid, Cetearyl Alcohol, Ceteareth-20, Dimethicone, Lavandula angustifolia flower, Symphytum officinale leaf extract, Panax ginseng root extract, Chamomilla recutita flower, Cinnamomum Camphora Linalooliferum (Ho wood) Oil, Lavandula angustifolia oil (Lavender), Pelargonium graveolens flower oil (Geranium), Ocimum basilicum oil (Basil), Melaleuca viridiflora leaf oil (Niaouli), Jasminum grandiflorum flower oil (Jasmine), Cananga odorata flower oil (Ylang Ylang), Persea gratissima oil (Avocado), Triticum vulgare germ oil (Wheatgerm), Lactic Acid, Caprylyl Glycol, Tocopheryl Acetate, Carbomer, Glycyrrhiza glabra root extract (Licorice), Citric acid, Decylene Glycol, Sodium PCA, Disodium EDTA, Triethanolamine, Phenoxyethanol, Linalool, Geraniol, Limonene, Citral, citronellol, Eugenol, Benzyl benzoate, Benzyl salicylate.



MOISTURISERS

Salon use:

After toning, apply to the skin using light fingertip pressure in upward strokes to face, neck and décolleté.

For maximum skin protection following a daytime facial, continue with sunscreen protection such as: **Daily Skin Defence SPF50, Moisturising Solar Shield SPF25** or **C+Bright Priming Moisturiser SPF30** during daylight hours.

Salon application: 1 pump (1.5ml).

Top Salon Tip:

Mix in equal parts with chosen solar protection product for time effective application during express facials.

Homecare use:

After toning, apply to the skin using light fingertip pressure in upward strokes to face, neck and décolleté.

For maximum skin protection continue with sunscreen protection such as:

Daily Skin Defence SPF50, Moisturising Solar Shield SPF25 or **C+Bright Priming Moisturiser SPF30** during daylight hours.

Homecare application: 5p amount.

Frequency of home use: Daily, morning and evening.

Vegan friendly:

This product is suitable to be used by Vegans.

Sizes available:

Professional: 500ml / 250ml

Retail: 200ml / 50ml

Purifying Moisture Lotion

A lightweight moisturising lotion to provide essential hydration whilst purifying anti-inflammatory and anti-septic botanicals offer regulation and protection for skins prone to breakouts.

Skin type/condition:

Oily, congested or breakout prone skin.
Those who prefer a lightweight textured moisturiser.

Pregnancy:

May be used during pregnancy.

Features & benefits:

Unique blend of essential oils regulate, helps purify congested skin and prevent breakouts.
Lightweight texture rapidly absorbs into the skin without any greasy after feel.
Perfect to be used as a daytime moisturiser or in areas of high humidity due to the light texture.

Base:

Sweet Almond & Glycerine.

Key ingredients:

Lemongrass, Ylang Ylang, Cedarwood and Sandalwood – the specialist blend of essential oils regulates overactive sebaceous activity, whilst fighting the bacteria responsible for breakouts

Sodium PCA – easily accepted by the skin, binds moisture increasing hydration levels.

Sweet Almond Oil – abundant in fatty acids to nourish and protect the skin and defend against environmental assault.

Glycerine – a potent humectant which binds moisture to the skin. The natural affinity with both water and oil allows easy absorption over lipid-based substances.

Avocado – rich in Vitamins A, D & E imparts anti-oxidant protection which nourishing the epidermis.

Ingredients INCI:

Aqua (water), Prunus amygdalus dulcis oil (Almond), Glycerin, Stearic Acid, Cetearyl Alcohol, Ceteareth-20, Dimethicone, Lavandula angustifolia flower, Symphytum officinale leaf extract, Panax ginseng root extract, Chamomilla recutita flower, Cinnamomum Camphora Linalooliferum (Ho wood) Oil, Juniperus virginiana wood oil (Cedarwood), Lavandula angustifolia oil (Lavender) Cymbopogon flexuosus oil (Lemongrass), Cananga odorata flower oil (Ylang Ylang), Santalum album wood oil (Sandalwood), Persea gratissima oil (Avocado), Trifolium vulgare germ oil (Wheatgerm), Sodium PCA, Tocopheryl Acetate, Carbomer, Glycyrrhiza glabra root extract (Licorice) Caprylyl Glycol, Citric acid, Decylene Glycol, Lactic Acid, Disodium EDTA, Triethanolamine, Phenoxyethanol, Linalool, Geraniol, Limonene, Citral, Benzyl benzoate, Benzyl salicylate. Farnesol.



MOISTURISERS

Salon use:

After toning, apply to the skin using light fingertip pressure in upward strokes to face, neck and décolleté.

For maximum skin protection following a daytime facial, continue with sunscreen protection such as: **Daily Skin Defence SPF50, Moisturising Solar Shield SPF25** or **C+Bright Priming Moisturiser SPF30** during daylight hours.

Salon application: 1 pump (1.5ml).

Top Salon Tip:

Mix in equal parts with chosen solar protection product for time effective application during express facials.

Homecare use:

After toning, apply to the skin using light fingertip pressure in upward strokes to face, neck and décolleté.

For maximum skin protection continue with sunscreen protection such as: **Daily Skin Defence SPF50, Moisturising Solar Shield SPF25** or **C+Bright Priming Moisturiser SPF30** during daylight hours.

Homecare application: 5p amount.

Frequency of home use: Daily, morning and evening.

Top homecare Tip:

Perfect to recommend to clients with oily skin who request a lightweight, non-greasy moisturiser.

Vegan friendly:

This product is suitable to be used by Vegans.

Sizes available:

Professional: 500ml / 250ml

Retail: 200ml / 50ml

Ultra Soothing Moisture Cream

Anti-inflammatory plant extracts of Borage Seed and Comfrey calm reactive skin while Sunflower Oil improves fatty acid deficiency, collectively providing protection to help restore and strengthen skins barrier function.

Skin type/condition:

Ultra dry, sensitive, hypersensitive, dehydrated or irritated skin.
Skin experiencing eczema, psoriasis, rosacea or compromised barrier function.

Pregnancy:

May be used during pregnancy.

Features & benefits:

Powerful botanicals help repair skins with an impaired epidermal barrier function.
Anti-inflammatory plant oils reduce redness and skin irritation.
Essential Oil free formulation creates the perfect moisturiser for even the most hyper-sensitive skins.

Base:

Sunflower Seed Oil, Borage Seed Oil & Glycerine.

Key ingredients:

Borage Seed Oil - rich in Gamma Linoleic Acid (GLA), these fatty acids reduce redness and sensitivity in the skin and strengthen the barrier function by helping to seal the gaps which irritants can penetrate.

Comfrey - imparts powerful anti-inflammatory and healing benefits to help soothe reactive skin.

Dimethicone - emollient properties help decrease itching on the skins surface whilst smoothing, softening and increasing hydration.

Sunflower Oil – abundant in Linoleic Acid, Sunflower Oil deeply nourishes, calms irritation and treats fatty acid deficiency in the skin.

Glycerine – a potent humectant which effectively binds moisture to the skin.

Ingredients INCI:

Aqua, Helianthus annuus Seed Oil, Glycerin, Borago officinalis Seed Oil, Glyceryl Stearate, Cetearyl Alcohol, Chamomilla recutita Flower Extract, Panax ginseng Root Extract, Symphytum officinale Leaf Extract, Lavandula angustifolia Flower Extract, Glycyrrhiza glabra Root Extract, Sodium Benzoate, Potassium Sorbate, Dimethicone, Stearic Acid, Magnesium Aluminum Silicate, Prunus amygdalus dulcis Oil, Phenoxyethanol, Caprylyl Glycol, Decylene Glycol, Tocopheryl Acetate, Sodium PCA, Triethanolamine, Aloe barbadensis Leaf Juice Powder, Maltodextrin, Potassium Sorbate, Ascorbic Acid, Disodium EDTA, Citric Acid, Anthemis nobilis Flower Oil.



MOISTURISERS

Salon use:

After toning, apply to the skin using light fingertip pressure in upward strokes to face, neck and décolleté.

For maximum skin protection following a daytime facial, continue with sunscreen protection such as: **Daily Skin Defence SPF50, Moisturising Solar Shield SPF25** or **C+Bright Priming Moisturiser SPF30** during daylight hours.

Salon application: 1 pump (1.5ml).

Top Salon Tip:

May be applied anywhere on the body to reduce redness and skin irritation.

Homecare use:

After toning, apply to the skin using light fingertip pressure in upward strokes to face, neck and décolleté.

For maximum skin protection continue with sunscreen protection such as: **Daily Skin Defence SPF50, Moisturising Solar Shield SPF25** or **C+Bright Priming Moisturiser SPF30** during daylight hours.

Homecare application: 5p amount.

Frequency of home use: Daily, morning and evening.

Vegan friendly:

This product is suitable to be used by Vegans.

Sizes available:

Professional: 250ml

Retail: 50ml / 100ml

Soothing Moisture Cream

This creamy moisturiser soothes, softens and hydrates dry, sensitive skin protecting from environmental elements. The fresh and subtle aroma of anti-inflammatory essential oils helps keep skin calm, moist and supple.

Skin type/condition:

Mature, sensitive skin experiencing dryness and dehydration.
Those who prefer a richer textured moisturiser.

Pregnancy:

May be used during pregnancy.

Features & benefits:

Nourishing, creamy moisturiser provides vital oils to nourish, soften and protect dry skin. Essential fatty acids nourish and repair to leave skin supple, hydrated and protected from the environment. Anti-inflammatory blend of essential oils soothe and calm irritated skin.

Base:

Sweet Almond & Bees Wax.

Key ingredients:

Cypress, Eucalyptus, Geranium, Lavender & Sandalwood – this expertly blended synergy of essential oils reduce and calm inflammation whilst offering a soothing benefits to overactive mindsets.

Sweet Almond Oil – abundant in fatty acids to nourish and protect the skin and defend against environmental assault by strengthening the barrier and reducing the pathway for irritants to penetrate.

Beeswax – boasts an array of skin benefits with its multi-use actions. Hydrates the skin sealing in moisture which offering excellent healing with its anti-inflammatory nature

Sodium PCA – easily accepted by the skin, binds moisture increasing hydration levels.

Ingredients INCI:

Aqua, Cetearyl Ethylhexanoate, Stearic Acid, Prunus Amygdalus Dulcis, Glyceryl Stearate, Propylene Glycol, Cera Alba, Cetearyl Alcohol, Lavandula Angustifolia Extract, Chamomile Recutita, Panax Ginseng Extract, Symphytum Officinale Extract, Triethanolamine, Phenoxyethanol, Cupressus Sempervirens leaf Oil, Eucalyptus Globulus leaf Oil, Pelargonium Graveolens flower Oil, Lavandula Austifolia Oil, Santalum Album wood Oil, Persea Gratissima oil, Triticum Vulgare germ oil, Carbomer, Sodium PCA, Glycyrrhiza Glabra Root Extract, Tocopherol Acetate, Disodium EDTA, Decylene Glycol, Caprylyl Glycol, Citric Acid, Sodium Benzoate, Potassium Sorbate, Linalool, Geraniol, Limonene.



MOISTURISERS

Salon use:

After toning, apply to the skin using light fingertip pressure in upward strokes to face, neck and décolleté.

For maximum skin protection following a daytime facial, continue with sunscreen protection such as: **Daily Skin Defence SPF50, Moisturising Solar Shield SPF25** or **C+Bright Priming Moisturiser SPF30** during daylight hours.

Salon application: 1 pump (1.5ml).

Top Salon Tip:

Mix in equal parts with chosen solar protection product for time effective application during express facials.

Homecare use:

After toning, apply to the skin using light fingertip pressure in upward strokes to face, neck and décolleté.

For maximum skin protection continue with sunscreen protection such as:

Daily Skin Defence SPF50, Moisturising Solar Shield SPF25 or **C+Bright Priming Moisturiser SPF30** during daylight hours.

Homecare application: 5p amount.

Frequency of home use: Daily, morning and evening.

Not suitable for Vegans:

This product is not suitable to be used by Vegans as it contains **Beeswax**.

Sizes available:

Professional: 250ml

Retail: 100ml

Balancing Moisture Cream

The creamy, medium weight texture provides vital moisture and hydration to keep skins water and oil levels balanced. Basil and Ho wood assist in maintaining a healthy complexion.

Skin type/condition:

Normal or combination skin experiencing dehydration.
Those who prefer a richer textured moisturiser.

Pregnancy:

May be used during pregnancy.

Features & benefits:

Cream texture is rich enough for drier areas without over moistening oilier areas of combination skin.
Botanical oils ensure skin is softened and nourished without an oily shine.
Fresh aroma of pure essential oils provide antiseptic and balancing properties.

Base:

Sweet Almond & Bees Wax.

Key ingredients:

Ho wood, Chamomile, Lavender, Sandalwood and Comfrey – the specialist blend of essential oils soothe the skin whilst equalising two tier skin to create a harmonious balance.

Sweet Almond Oil – abundant in fatty acids to nourish and protect the skin and defend against environmental assault.

Beeswax – boasts an array of excellent skin benefits with its multi-use actions. Hydrates the skin sealing in moisture which offering excellent healing with its anti-inflammatory nature. Anti-bacterial properties assist with reducing the bacteria which cause breakouts.

Sodium PCA – easily accepted by the skin, binds moisture increasing hydration levels.

Ingredients INCI:

Aqua (Water), Cetearyl ethylhexanoate, Stearic acid, Prunus amygdalus dulcis (Sweet Almond), Glyceryl stearate, Propylene glycol, Cera alba (Bees wax), Cetearyl alcohol, Caprylyl Glycol, Sodium PCA, Triethanolamine, Disodium EDTA, Phenoxyethanol, Cinnamomum Camphora Linalooliferum (Ho wood) oil, Lavandula angustifolia flower (Lavender), Chamomilla recutita flower, Panax ginseng root extract (Ginseng), Symphytum officinale leaf extract (Comfrey), Jasminum Grandiflorum Flower extract (Jasmine), Ocimum basilicum oil (Basil), Lavandula angustifolia oil (Lavender), Pelargonium graveolens flower oil (Geranium), Melaleuca viridiflora (Niaouli) leaf oil, Persea gratissima oil (Avocado), Triticum vulgare germ oil (Wheatgerm) Cananga odorata (Ylang ylang) flower oil, Glycyrrhiza glabra root extract, Tocopheryl Acetate, Decylene Glycol, Citric acid, Sodium benzoate, Potassium sorbate, Linalool, Geraniol, Limonene, Citral, Citronellol, Eugenol, Benzyl benzoate, Benzyl salicylate.



MOISTURISERS

Salon use:

After toning, apply to the skin using light fingertip pressure in upward strokes to face, neck and décolleté.

For maximum skin protection following a daytime facial, continue with sunscreen protection such as: **Daily Skin Defence SPF50, Moisturising Solar Shield SPF25** or **C+Bright Priming Moisturiser SPF30** during daylight hours.

Salon application: 1 pump (1.5ml).

Top Salon Tip:

Mix in equal parts with chosen solar protection product for time effective application during express facials.

Homecare use:

After toning, apply to the skin using light fingertip pressure in upward strokes to face, neck and décolleté.

For maximum skin protection continue with sunscreen protection such as:

Daily Skin Defence SPF50, Moisturising Solar Shield SPF25 or **C+Bright Priming Moisturiser SPF30** during daylight hours.

Homecare application: 5p amount.

Frequency of home use: Daily, morning and evening.

Not suitable for Vegans:

This product is not suitable to be used by Vegans as it contains **Beeswax**.

Sizes available:

Professional: 250ml

Retail: 100ml

Purifying Moisture Cream

This non pore clogging formula provides essential protection to oily or congested skin experiencing dehydration while our unique essential oil synergy helps to regulate and keep breakouts at bay.

Skin type/condition:

Oily, congested or breakout prone skin experiencing dehydration.
Clients using medically prescribed topical solutions with a drying action.
Those who prefer a richer textured moisturiser.

Pregnancy:

May be used during pregnancy.

Features & benefits:

Unique blend of essential oils regulate, helps purify congested skin and prevent breakouts.
Perfect for oily but dehydrated skins to restore and prevent moisture loss.
Ideal to be used as a night-time moisturiser or in the winter months due to the richer texture.

Base:

Sweet Almond & Beeswax.

Key ingredients:

Lemongrass, Ylang Ylang, Cedarwood and Sandalwood – the specialist blend of essential oils regulate overactive sebaceous activity, whilst fighting the bacteria responsible for breakouts

Sweet Almond Oil – abundant in fatty acids to nourish and protect the skin and defend against environmental assault.

Beeswax – boasts an array of excellent skin benefits with its multi-use actions. Hydrates the skin sealing in moisture which offering excellent healing with its soothing nature. Purifying properties assist with reducing the cause of breakouts.

Ingredients INCI:

Aqua (Water), Cetearyl Ethylhexanoate, Stearic Acid, Prunus Amygdalus Dulcis oil, Glyceryl Stearate, Propylene Glycol, Cera Alba, Cetearyl Alcohol, Chamomilla Recutita flower, Cinnamomum Camphora Linalooliferum, Lavandula Angustifolia flower, Panax Ginseng root extract, Symphytum Officinale leaf extract, Lavandula angustifolia oil, Juniperus Virginiana wood oil, Decylene Glycol, Sodium PCA, Cymbopogon flexuosus oil, Tocopheryl Acetate, Cananga odorata flower oil, Santalum album wood oil, Persea Gratissima oil, Triticum Vulgare germ oil, Glycyrrhiza Glabra root extract, Triethanolamine, Disodium EDTA, Capryl Glycol, Phenoxyethanol Citric Acid, Linalool, Citral, Benzyl Benzoate, Geraniol, Limonene, Benzyl Salicylate, Farnesol,



MOISTURISERS

Salon use:

After toning, apply to the skin using light fingertip pressure in upward strokes to face, neck and décolleté.

For maximum skin protection following a daytime facial, continue with sunscreen protection such as: **Daily Skin Defence SPF50, Moisturising Solar Shield SPF25** or **C+Bright Priming Moisturiser SPF30** during daylight hours.

Salon application: 1 pump (1.5ml).

Top Salon Tip:

Mix in equal parts with chosen solar protection product for time effective application during express facials.

Homecare use:

After toning, apply to the skin using light fingertip pressure in upward strokes to face, neck and décolleté.

For maximum skin protection continue with sunscreen protection such as:

Daily Skin Defence SPF50, Moisturising Solar Shield SPF25 or **C+Bright Priming Moisturiser SPF30** during daylight hours.

Homecare application: 5p amount.

Frequency of home use: Daily, morning and evening.

Not suitable for Vegans:

This product is not suitable to be used by Vegans as it contains **Beeswax**.

Sizes available:

Professional: 250ml

Retail: 100ml

Morning Moisturiser

A medium weight moisture cream with easily absorbed plant and essential oils to minimise the signs of ageing and nourish morning skin. Soya Ceramides defend against moisture loss whilst Sunflower oil nurtures the epidermal layers for a soft, supple complexion.

Skin type/condition:

Ageing and pre-maturely ageing skin.
Skin requiring revitalisation.

Pregnancy:

May be used during pregnancy.

Features & benefits:

Perfect for use in the daytime, it nourishes the epidermis with essential fatty acids needed for healthy skin. Enriched with Vitamins A, D and E to protect the skin from free radicals during daylight hours. A synergy of essential oils are blended to help strengthen and regenerate the skin.

Base:

Sunflower Seed Oil, Soya, Grapeseed Oil & Glycerine.

Key ingredients:

Phospholipids & Sphingolipids - rich in ceramides, these lipids help to hold skin together and form a protective barrier, preventing trans epidermal water loss and reducing potential pathways for external aggressors to penetrate the skin, supporting the skin's barrier.

Avocado – rich in fatty acids and vitamins A, C & E, it is a great emollient for nourishing the skin.

Sunflower Seed Oil – abundant in Linoleic Acid, Sunflower Oil deeply nourishes, calms irritation and treats fatty acid deficiency in the skin.

Lavender, Ho wood, Rosemary, Clary Sage, Geranium, Galbanum and Patchouli – a synergistic blend of essential oils help strengthen the skin and offer revitalising properties to re-energise sluggish mature skin.

Ingredients INCI:

Aqua (Water), Vitis Vinifera (Grape) Seed Oil, Glycerin, Oryza Sativa Bran Oil, Hydroxyethyl Acrylate/Sodium Acryloyldimethyl Taurate Copolymer, Isohexadecane, Olus Oil, Sodium Dehydroacetate, Polysorbate 60, Persea Gratissima (Avocado) Oil, Lavandula Angustifolia (Lavender) Oil, Cinnamomum Camphora Linalooliferum (Ho wood) Oil, Rosmarinus Officinalis (Rosemary) Leaf Oil, Salvia Sclarea (Clary Sage) Oil, Pelargonium Graveolens (Geranium) Flower Oil, Ferula Galbaniflua (Galbanum) Resin Oil, Pogostemon Cablin (Patchouli) Leaf Oil, Tocopheryl Acetate, Sorbitan Isostearate, Disodium EDTA, Phospholipids, Phenoxyethanol, Citric Acid, Potassium Sorbate, Sphingolipids, Tocopherol, Sodium Citrate, Ascorbyl Palmitate, Lecithin Hydrogenated Palm Glycerides Citrate, Linalool, Geraniol, Limonene, Eugenol, Citral, Coumarin.



MOISTURISERS

Salon use:

After toning, apply to the skin using light fingertip pressure in upward strokes to face, neck and décolleté.

Salon application: 1 pump (1.5ml).

Homecare use:

After toning, apply to the skin using light fingertip pressure in upward strokes to face, neck and décolleté.

Homecare application: 10p amount.

Frequency of home use: Apply daily in the morning and continue to apply suitable SPF.

Vegan friendly:

This product is suitable to be used by Vegans.

Sizes available:

Professional: 250ml

Retail: 50ml

Moisturising Day Cream SPF30

This age defying moisturiser is packed with easily absorbed botanicals, essential oils and ceramides to offer intensive skin strengthening and maintain healthy barrier function. Solar protection defends against damaging ultra violet light, in turn reducing the signs of ageing.

Skin type/condition:

Ageing and pre-maturely ageing skin. Skin requiring revitalisation.

Pregnancy:

May be used during pregnancy.

Features & benefits:

Perfect for use in the daytime, it nourishes the epidermis with essential fatty acids needed for healthy skin. Enriched with Vitamins A, D and E to protect the skin from free radicals during daylight hours. A synergy of essential oils are blended to help strengthen and regenerate the skin. SPF30 protection defends against damaging ultra violet light which leads to pre-mature skin ageing.

Base:

Rice Bran Oil, Grapeseed & Glycerine.

Sunscreens:

High Protection - SPF 30.

Avobenzone, Octinoxate & Octocrylene: these organic/chemical based sunscreens work by absorbing Ultra Violet light, converting it to heat and dissipating it from the body.

Key ingredients:

Phospholipids & Sphingolipids – rich in ceramides these lipids help to hold skin together and form a protective barrier, preventing trans epidermal water loss and reducing potential pathways for external aggressors to penetrate the skin, supporting the skin's barrier.

Rice Bran – abundant in Vitamin E, Linolic Acid, Oleic Acid and Oryzanol, it nourishes and conditions dry skin whilst imparting brightening actions for a fresh, illuminated complexion.

Sunflower Seed Oil – abundant in Linoleic Acid, Sunflower Oil deeply nourishes, calms irritation and treats fatty acid deficiency in the skin.

Lavender, Ho wood, Rosemary, Clary Sage, Geranium, Galbanum and Patchouli – a synergistic blend of essential oils help strengthen the skin and offer revitalising properties to re-energise sluggish mature skin.

Ingredients INCI:

Aqua (Water), Octocrylene, Ethylhexyl Methoxycinnamate, Butyl Methoxydibenzoylmethane, Vitis Vinifera (Grape) seed Oil, Glycerin, Oryza Sativa Bran (Rice Bran) Oil, Glyceryl Stearate, Hydroxyethyl Acrylate/Sodium Acryloyldimethyl Taurate Copolymer, Isohexadecane, Phospholipids, Sphingolipids, Tocopherol, Ascorbyl Palmitate, Lecithin, Ceteareth-20, Olus Oil, Sodium Dehydroacetate, Ceteareth-12, Cetearyl Alcohol, Cetyl Palmitate, Sodium Benzoate, Polysorbate 60, Persea Gratissima (Avocado) Oil, Lavandula Angustifolia (Lavender) Oil, Cinnamomum Camphora Linaloofurum (Ho Wood) Bark oil, Rosmarinus Officinalis (Rosemary) Leaf Oil, Salvia Sclarea (Clary Sage) Oil, Pelargonium Graveolens (Geranium) Flower Oil, Ferula Galbaniflua (Galbanum) Resin Oil, Pogostemon Cablin (Patchouli) Leaf Oil, Tocopheryl Acetate, Potassium Sorbate, Sorbitan Isostearate, Disodium EDTA, Phenoxyethanol, Citric Acid, BHT, Sodium Citrate, Linalool, Citronellol, Geraniol, Limonene.



MOISTURISERS

Salon use:

After toning, apply to the skin using light fingertip pressure in upward strokes to face, neck and décolleté.

Salon application: 1 pump (1.5ml).

Top Salon Tip:

May be applied to the throat, neck and décolleté as a stand alone neck cream.

Homecare use:

After toning, apply to the skin using light fingertip pressure in upward strokes to face, neck and décolleté.

Homecare application: 10p amount.

Frequency of home use: Apply daily in the morning, may be reapplied throughout the day.

Vegan friendly:

This product is suitable to be used by Vegans.

Sizes available:

Professional: 250ml

Retail: 50ml

Nourishing Night Cream

A rich, nourishing moisture cream with botanicals and silicones to restore vital lipids and moisture. A rejuvenating synergy of essential oils assist with repairing the skin as you sleep.

Skin type/condition:

Ageing and pre-maturely ageing skin.
Skin requiring revitalisation.

Pregnancy:

May be used during pregnancy.

Features & benefits:

Nourishing moisturiser readily absorbs into the skin leaving skin smooth, soft and supple.
A perfect balance of nourishment and hydration helps to ward off the signs of ageing.
Natural essential oils boost the skins regenerative abilities.

Base:

Aloe Vera, Borage Seed Oil & Glycerine.

Key ingredients:

Dimethicone - protects the skin and prevent moisture loss whilst offering anti-irritation benefits.

Borage Seed Oil - rich in Gamma Linoleic Acid (GLA) a natural component of the epidermis ensures replenishment which may be lacking as the skin matures.

Aloe Vera – intensively hydrates the skin with moisture, softens and soothes any sensitivity whilst healing the skin at the epithelial level.

Vitamin E – potent anti-oxidant neutralises damaging free radicals which lead to pre-mature skin ageing.

Lavender, Ho wood, Rosemary, Clary Sage, Geranium, Galbanum and Patchouli – a synergistic blend of essential oils help strengthen the skin and offer revitalising properties to re-energise sluggish mature skin.

Ingredients INCI:

Aqua (water), Helianthus Annuus (Sunflower) Seed Oil, Glycerin, Borago Officinalis (Borage) seed oil, Glyceryl Stearate, Cetearyl Alcohol, Dimethicone, Stearic Acid, Magnesium Aluminium Silicate, Prunus Amygdalus Dulcis (Sweet Almond) Oil, Aloe Barbadensis Leaf Juice Powder, Chamomilla recutita Flower, Panax Ginseng Root Extract, Lavandula Angustifolia, Symphytum Officinale Leaf Extract, Glycyrrhiza Glabra Root Extract, Lavandula Angustifolia Oil, Cinnamomum Camphora Linalooliferum, Rosmarinus Officinalis Leaf Oil, Salvia Sclarea Oil, Pelargonium Graveolens Flower Oil, Pogostemon Cablin Leaf Oil, Ferula Galbaniflua Resin Oil, Sodium PCA, Tocopheryl Acetate, Caprylyl Glycol, Decylene Glycol, Maltodextrin, Citric Acid, Triethanolamine, Ascorbic acid, Disodium EDTA, Sodium Benzoate, Potassium Sorbate, Phenoxyethanol, Linalool, Geraniol, Limonene, Citronellol.



MOISTURISERS

Salon use:

After toning, apply to the skin using light fingertip pressure in upward strokes to face, neck and décolleté as part of an evening treatment.

Salon application: 1 pump (1.5ml).

Top Salon Tip:

May be customised with **Rejuvenating Aromatic Serum** or **Nourishing Serum** to enrich and increase lipids.

Homecare use:

After cleansing and toning in the evening, apply to the skin using light fingertip pressure in upward strokes to face, neck and décolleté.

Homecare application: 5p amount.

Frequency of home use: Daily on an evening.

Vegan friendly:

This product is suitable to be used by Vegans.

Sizes available:

Professional: 250ml

Retail: 50ml

Replenishing Neck Cream

This creamy, targeted moisturiser nourishes and hydrates the delicate neck area with vitamin rich lipids and replenishing essential oils to strengthen the skins barrier and offering a more healthy epidermis.

Skin type/condition:

Mature, ageing or pre-maturely ageing.

Pregnancy:

May be used during pregnancy.

Features & benefits:

Creamy formulation absorbs easily into the skin.
Provides nourishment and hydration to soften and nurture the delicate neck area.
Replenishing essential oils offer strengthening actions to defend against the signs of ageing.

Base:

Sweet Almond & Glycerine.

Key ingredients:

Frankincense Lavender, Ho wood, Rosemary, Clary Sage, Geranium and Patchouli – a synergistic blend of essential oils help strengthen the skin and offer revitalising properties to re-energise sluggish mature skin.

Avocado – rich in Vitamins A, D & E imparts anti-oxidant protection whilst nourishing the epidermis.

Sodium PCA – easily accepted by the skin, binds moisture increasing hydration levels.

Comfrey - extract is rich in allantoin to soothe, smooth and heal irritated skins.

Sweet Almond Oil – abundant in fatty acids to nourish and protect the skin and defend against environmental assault.

Glycerine – a potent humectant which binds moisture to the skin. The natural affinity with both water and oil allows easy absorption over lipid-based substances.

Ingredients INCI:

Aqua, (Water), Cetearyl Ethylhexanoate, Stearic Acid, Prunus Amygdalus Dulcis (Sweet Almond) Oil, Glyceryl Stearate Propylene Glycol, Cera Alba (Bees wax), Cetearyl Alcohol, Symphytum Officinale Leaf extract (Comfrey), Lavandula Angustifolia Flower, Chamomile Recutita Flower, Panax Ginseng (Ginseng), Lavandula Angustifolia (Lavender) Oil, Cinnamomum Camphora Linalooliferum (Ho wood) Oil, Rosmarinus Officinalis (Rosemary) Leaf Oil, Salvia Sclarea (Clary Sage) Oil, Pelargonium Graveolens (Geranium) Flower Oil, Boswellia Carterii (Frankincense) Gum Oil, Pogostemon Cablin (Patchouli) Oil, Persea Gratissima (Avocado) Oil, Triticum Vulgare (Wheatgerm) Germ Oil, Glycyrrhiza Glabra root extract, Triethanolamine, Carbomer, Sodium PCA, Tocopheryl Acetate, Disodium EDTA, Decylene Glycol, Caprylyl Glycol, Citric acid, Sodium benzoate, Potassium sorbate, Phenoxethanol, Linalool, Geraniol, Limonene, Citral, Citronellol.



MOISTURISERS

Salon use:

After toning and moisturising, apply to the neck and décolleté area using light fingertip pressure.

For maximum skin protection following a day time facial, continue with sunscreen protection such as **Moisturising Day Cream SPF30** during daylight hours.

Salon application: 1 pump (1.5ml).

Homecare use:

After toning and moisturising, apply to the neck and décolleté area using light fingertip pressure.

For maximum skin protection continue with sunscreen protection such as **Moisturising Day Cream SPF30** during daylight hours.

Homecare application: 5p amount.

Frequency of home use: Daily, morning and evening.

Not suitable for Vegans:

This product is not suitable to be used by Vegans as it contains Beeswax.

Sizes available:

Professional: 250ml

Retail: 50ml

C+ Bright Priming Moisturiser SPF 30

This top selling multi-purpose moisturiser nourishes all skin types and conditions, brightens uneven skin tone and illuminates pigmented skin, defends against damaging UV light and primes the skin ready for make-up application.

Skin type/condition:

All skin types and conditions, especially those with hyperpigmented, uneven or dull skin.

Pregnancy:

May be used during pregnancy.

Features & benefits:

Nourishes all skin types and conditions with its easy to absorb, lightweight formulation.
Provides broad spectrum sun protection with moisturising qualities.
Skin brighteners help to brighten and illuminate hyperpigmentation and uneven skin tone.
Luminosity gives a healthy glow to the skin, making this perfect for 'no make-up' days.
Creates an excellent base for make-up application.

Base:

Shea Butter & Grapeseed Oil.

Sunscreens:

High Protection - SPF 30.

Avobenzone, Octinoxate & Octocrylene: these organic/chemical based sunscreens work by absorbing Ultra Violet light, converting it to heat and dissipating it from the body.

Titanium Dioxide: this inorganic/physical sunscreen works by reflecting Ultra Violet light from the skin's surface and scattering it away.

Key ingredients:

Diacytyl Boldine - Extracted from the bark of the Chilean Boldo tree, it helps stabilise the tyrosinase enzyme whose activity is essential in pigment formation, therefore will brighten pigmentation.

Cucumber - highly anti-inflammatory due to its rich Caffeic Acid content, reduces inflammation which can lead to hyperpigmentation issues.

Vitamin C - Offers skin brightening benefits to dull or pigmented skin by reducing the production of melanin as it enters the skin cells.

Titanium Dioxide - defends against ultra violet damage, one of the main causes of hyperpigmentation, whilst adding luminosity with its mineral pigment.

Ingredients INCI:

Aqua, Ethylhexyl Methoxycinnamate, Octocrylene, Glycerin, Butyl Methoxydibenzoylmethane, Glyceryl Stearate, Oryza Sativa Bran Oil, Cetearyl Alcohol, Cetyl Alcohol, Sodium Ascorbyl Phosphate, Olea Europaea Fruit Oil, Dimethicone, Butyrospermum Parkii Butter, Phenoxyethanol, Cetareth-20, Cetareth-12, Cetyl Palmitate, Sodium Dehydroacetate, Citric Acid, Titanium Dioxide, Olea Europaea Husk Oil, Parfum, Ethylhexylglycerin, Disodium EDTA, Xanthan Gum, Cucumis Sativus Fruit Extract, Polysorbate 20, Cetyl Hydroxyethylcellulose, Potassium Sorbate, Polymethyl Methacrylate, BHT, Pancreaticum Maritimum Extract, Sodium Benzoate, Trilaurin, Diacytyl Boldine.



MOISTURISERS

Salon use:

Apply using light fingertip pressure in upward strokes to face, neck and décolleté.

May be applied as a stand-alone, skin brightening moisturiser, or layered over moisture lotions/creams as a skin primer prior to make-up application.

Salon application: 1 pump (1.5ml).

Top Salon Tip:

Apply **C+ Bright Priming Moisturiser SPF30** to the back of the hands at the end of a manicure/nail treatment as a finishing product to make the hands glow.

Homecare use:

Apply using light fingertip pressure in upward strokes to face, neck and décolleté.

May be applied as a stand-alone, skin brightening moisturiser, or layered over Moisture Lotions/Creams as a skin primer prior to make-up application.

Homecare application: 10p amount.

Frequency of home use: Use as required for skin priming and general brightening benefits.

For pigmentation improvement, apply directly to the skin in the morning (don't layer over additional moisturiser). May also be applied to target pigmentation areas on evening/night time.

Top Homecare Tip:

Layer **C+ Bright Priming Moisturiser SPF30** over **Illuminating Serum** for increased skin luminosity and clarity.

Vegan friendly:

This product is suitable to be used by vegans.

Sizes available:

Professional: 250ml

Retail: 50ml

Moisturising Solar Shield SPF 25

A 2-in1 moisturiser with a nourishing base of Sunflower and Cocoa Butter combined with broad spectrum sunscreen provides protection from UVA and UVB rays to guard against premature ageing.

Skin type/condition:

All skin types and conditions.

Pregnancy:

May be used during pregnancy.

Features & benefits:

Nourishing moisturiser readily absorbs into the skin leaving skin smooth, soft and supple.

Provides UV protection one of the major causes of skin ageing.

Nourishing emollients moisturise the skin.

Protects against UV induced pigmentation, sun spots and age spot formation.

Base:

Sunflower Seed Oil, Soya & Glycerine.

Sunscreens:

Medium Protection - SPF 25.

Avobenzone, Octinoxate & Ensulizole.

This blend of organic/chemical based sunscreens works by absorbing Ultra Violet light, converting it to heat and dissipating it from the body.

Key ingredients:

Avobenzone - provides full UVA protection against the suns ageing rays.

Octinoxate & Ensulizole - screen UVB protecting against the burning ray.

Sunflower Seed Oil - is rich in Vitamin E a powerful anti-oxidant to quench free radicals.

Cocoa Butter - easily absorbed and nourishing to the skin providing lightweight emollience.

Hyaluronic Acid - a potent humectant which binds moisture and aids with keeping the skin hydrated during sunlight exposure.

Ingredients INCI:

Aqua, Glyceryl Stearate, Ceteareth - 20, Ceteareth -12, Cetearyl Alcohol, Cetyl Palmitate, Isodecyl Neopentanoate, Hydroxyethyl Acrylate/ Sodium Acryloyldimethyl, Isohexadecane, Polysorbate 60, Glycerin, Glycine Soja Oil, Helianthus Annuus Oil, Butyl Methoxydibenzoylmethane, Ethylhexyl Methoxycinnamate, Sodium Hyaluronate, Butyrospermum Parkii, Dimethicone, Phenoxyethanol, EDTA, Ethylhexylglycerin.



SOLAR PROTECTION

Salon use:

Apply using light fingertip pressure in upward strokes to face, neck and décolleté.

May be worn alone as a moisturiser, layered over moisture lotions or creams or mixed with moisture lotions, creams or liquid foundation*.

*When mixing with moisture lotions or creams the SPF will be reduced.

Salon application: 1 pump (1.5ml).

Homecare use:

Apply using light fingertip pressure in upward strokes to face and neck. Be careful when apply sunscreen around the eyes. May be worn alone as a moisturiser, layered over moisture lotions or creams or mixed with moisture lotions, creams or liquid foundation*.

*When mixing with moisture lotions or creams the SPF will be reduced.

Homecare application: teaspoon amount.

Frequency of home use: Apply 30 minutes prior to sun/daylight exposure, and re-apply every 2 hours when exposed to direct sunlight.

Vegan friendly:

This product is suitable to be used by Vegans.

Sizes available:

Professional: 250ml

Retail: 50ml

Daily Skin Defence Moisturiser SPF 50

An easily absorbed daily defence moisturiser with Shea Butter, Soya and Xylitol. Provides high protection from UVA and UVB rays, guarding against sun damage and premature skin ageing.

Skin type/condition:

All skin types and conditions.

Pregnancy:

May be used during pregnancy.

Features & benefits:

High protection formulation is ideal to use post microdermabrasion, chemical peel or laser treatments. Protects against UV induced hyperpigmentation and sun damage. Nourishing yet readily absorbed ingredients offer skin moisturising and hydrating benefits.

Base:

Soya & Shea Butter .

Sunscreens:

High protection - SPF 50.

Octinoxate, Octocrylene, Octyl Triazone, Diethylamino Hydroxybenzoyl Hexyl Benzoate (DHHB) & Octyl Salicylate.

This blend of organic/chemical based sunscreens works by absorbing Ultra Violet light, converting it to heat and dissipating it from the body.

Key ingredients:

Octinoxate, Octocrylene & Octyl Triazone – specialist formulation of sunscreens provide high protection against UVA and UVB rays, the main cause of premature skin ageing.

Shea Butter & Soya - impart nourishing benefits with barrier strengthening effects.

Xylitol – sugar-based humectant intensively hydrates moisture depleted skin and maintain hydration whilst exposed to ultra violet light.

Ingredients INCI:

Aqua, Diethylamino Hydroxybenzoyl Hexyl Benzoate, Ethylhexyl Methoxycinnamate, Octocrylene, Isodecyl Neopentanoate, Di-C12-13 Alkyl Malate, Ethylhexyl Triazone, Polyglyceryl-6 Stearate, Glycerin, Diisopropyl Adipate, Ethylhexyl Salicylate, Glycine Soja Oil, Propylene Glycol, Butyrospermum Parkii Butter, Dimethicone, Centaurea Cyanus Flower Extract, Xylitol, Lactitol, Tocopheryl Acetate, Polyglyceryl-6 Behenate, Glyceryl Stearate, Cetearyl Alcohol, Lauryl Alcohol, Xanthan Gum, Acrylates/C10-30 Alkyl Acrylate Crosspolymer, Ethylhexanol, Disodium EDTA, Triethanolamine, Phenoxyethanol, Ethylhexylglycerin.



SOLAR PROTECTION

Salon use:

Apply using light fingertip pressure in upward strokes to face, neck and décolleté.

May be worn alone as a moisturiser, layered over moisture lotions or creams or mixed with moisture lotions, creams or liquid foundation*.

*When mixing with moisture lotions or creams the SPF will be reduced.

Salon application: 1 pump (1.5ml).

Homecare use:

Apply using light fingertip pressure in upward strokes to face and neck. Be careful when apply sunscreen around the eyes. May be worn alone as a moisturiser, layered over moisture lotions or creams or mixed with moisture lotions, creams or liquid foundation*.

*When mixing with moisture lotions or creams the SPF will be reduced.

Homecare application: teaspoon amount.

Frequency of home use: Apply 30 minutes prior to sun/daylight exposure, and re-apply every 2 hours when exposed to direct sunlight.

Vegan friendly:

This product is suitable to be used by Vegans.

Sizes available:

Professional: 250ml

Retail: 50ml

Seal & Protect Moisturising Lip Balm

An emollient lip protector to soften and soothe the skin of the lips keeping them supple and hydrated.

Skin type/condition:

All skin types and conditions.

Pregnancy:

May be used during pregnancy.

Features & benefits:

Emollient oils nourish, smooth and soften the lip area, often prone to dryness and chapping. Forms a protective barrier against the elements such as cold winter weather, wind and UV exposure. Creates an ideal base prior to lipstick application.

Base:

Shea Butter.

Key ingredients:

Shea Butter – helps retain moisture and creates a protective barrier on the skin surface, lessening the loss of water. Intensively nourishes, reducing dry flakes on the skin.

Bees Wax – boasts an array of excellent skin benefits, hydrating the skin and sealing in moisture.

Jobba Oil – mimics the skins natural sebum allowing effective penetration into deeper skin layers.

Zinc Oxide & Titanium Dioxide - provide protection against environmental assault.

Peppermint, Spearmint & Orange essential oils - offer a cooling and refreshing feel to the lips.

Ingredients INCI:

Butyrospermum Parkii, Helianthus Annuus, Cera Alba, Simmondsia Chinensis seed oil, Calendula Officinalis, Zinc Oxide, Tocopherol, Caprylic/Capric Triglyceride, Titanium Dioxide, Mentha Avensis leaf oil, Mentha Spicata leaf oil, Citrus Sinensis, Limonene.



LIP CARE

Salon use:

At the end of the treatment, use a disposable applicator to dispense a small amount to finger and smooth across lips.

Salon application: grain of rice amount.

Top Salon Tip:

Apply during the masque phase of the treatment, underneath **Lip Contour Masque** for increased nourishment and lip softening.

Homecare use:

Apply liberally to lips, especially prior to UV exposure, in cold weather, in central heated areas or air conditioned environments.

Homecare application: grain of rice amount.

Frequency of home use: Use as required.

Top Homecare Tip:

For increased hydration, spread a thin application of **Hydrating Serum** to lips, followed by **Seal & Protect Moisturising Lip Balm** to lock in moisture.

If nose area is sore following colds/flu, apply a small amount to nourish and strengthen the skins barrier.

May be used as nourishing cuticle butter.

Not suitable for Vegans:

This product is not suitable to be used by vegans as contains Beeswax.

Sizes available:

Retail: 10g.

Aroma Wax Candles

Create a spa experience and indulge your clients with luxury, with our soya based aroma wax candles. Infused with 100% natural essential oils they will fill your room with the most beautiful scent. The low melting point of the wax makes them suitable for massaging into the body to create a blissful warming medium.



Skin type/condition:

All skin types and conditions.

Pregnancy:

May be used during pregnancy.

Features & benefits:

Can be used to fill the room with wonderful aromatic scent.

The low melting point allows the wax to be dispensed and used as a warming massage medium on the skin.

The warm wax can be incorporated across multiple treatment types as manicures, pedicures or body treatments, as a luxury moisturiser for the hands, feet, elbows or knees.

Massage Candles:

Relax & Self Indulgent (Geranium, Sweet Orange, Lavender, Lavandin and Ylang Ylang).

Inspiration & Exhilaration (Neroli, Sweet Orange, Lavender, Lavandin and Rosemary).

Sensual & Exotic (Orange, Patchouli, Ylang Ylang and Lime).

Wild Fig & Grape.

Lavender.

Frankincense, Amber and Cedarwood.

Solace (White Tea, Orange and Wisteria).

Dream (White Jasmine).

Non-Massage Candle:

Orange & Clove

Key Ingredients:

Soya - abundant in amino acids to strengthen the skins barrier function, soya is known for its intensive nourishing properties to soften and smooth the skin whilst imparting excellent moisturising qualities, especially for those with dry, lipid depleted skin.

Rapeseed Oil - this highly emollient oil is a rich source of omega-3 and omega-6 fatty acids to nurture all skin conditions. Its antioxidant properties defends against the signs of ageing.

AROMA WAX CANDLES

Salon use:

Light candle and allow wax to melt for approximately 20-30 minutes before use. Using an appropriate spatula, dispense required amount of wax from the side of the glass and apply to the area to be massaged, such as hands, arms, legs or back.

Not suitable for use on the face or scalp due to the rich texture of the wax.

Keep candle on a level surface and away from flammable sources. Never leave a lit candle unattended.

Top Salon Tip:

Creates a fantastic nourishing cuticle treatment within a luxury manicure.

Homecare use:

Light the candle and allow to burn to fill the room with a wonderful aromatic scent.

Alternatively, using an appropriate spatula, scoop out melted wax from the side of the glass and apply to the hands or feet and massage into the skin.

Top Homecare Tip:

May be applied as an overnight hair treatment to split ends to nourish and repair.

Excellent to be used as an all over body moisturiser for those with lipid dry skin

Vegan friendly:

All Aroma Wax Candles are suitable to be used by Vegans.

Sizes Available & Burning Times:

3-Wick Aroma Wax Candle - Approx 90 hours burning time.

Tumbler Aroma Wax Candle - Approx 40 hours burning time.

Votive Aroma Wax Candle - Approx 20 hours burning time.

Quick Reference Guide

This quick reference guide provides you with an at a glance list of products recommended to treat skin types and conditions.

Please note products marked with * are professional use only and not available for retail.

DRY

Micellar Cleanse - Eye & Lip
Clear Cleanse
Soothing Cleanser
Facial Cleansing Brush
Micro-fine Daily Exfoliant
Exfoliating Scrub
Resurfacing Cream Exfoliant
Revitalising Massage Oil*
Massage Cream*
Revitalising Aromatic Serum
Rejuvenating Aromatic Serum
Oxygen Response Serum*
Hydrating Serum
Nourishing Serum
Electro Gel*
Soothing Masque
Bio Masque*
Eye Contour Masque*
Lip Contour Masque*
Colloidal Oatmeal Masque*
Dynamic Hydrating Toner
Soothing Toner
Refining Eye Gel
Nourishing Eye Complex
Soothing Moisture Cream
Morning Moisturiser
Nourishing Night Cream
Replenishing Neck Cream
Daily Defence Moisturiser (SPF 50)
Moisturising Solar Shield (SPF 25)
C +Bright Priming Moisturiser (SPF 30)
Seal & Protect Moisturising Lip Balm

SENSITIVE

Micellar Cleanse - Eye & Lip
Ultra Soothing Cleanser
Facial Cleansing Brush
Micro-fine Daily Exfoliant
Soothing Massage Oil*
Massage Cream*
Hydrating Serum
Soothing Aromatic Serum
Oxygen Response Serum*
Electro Gel*
Soothing Masque
Bio Masque*
Eye Contour Masque*
Lip Contour Masque*
Colloidal Oatmeal Masque*
Ultra Soothing Toner
Refining Eye Gel
Ultra Soothing Moisture Cream
Daily Defence Moisturiser (SPF 50)
Moisturising Solar Shield (SPF 25)
C +Bright Priming Moisturiser (SPF 30)
Seal & Protect Moisturising Lip Balm

REDDENED/ROSACEA

Micellar Cleanse - Eye & Lip
Ultra Soothing Cleanser
Micro-fine Daily Exfoliant
Delicate Massage Oil*
Hydrating Serum
Calming Aromatic Serum
Electro Gel*
Soothing Masque
Bio Masque*
Eye Contour Masque*
Lip Contour Masque*
Colloidal Oatmeal Masque*
Ultra Soothing Toner
Refining Eye Gel
Ultra Soothing Moisture Cream
C +Bright Moisturiser (SPF 30)
Seal & Protect Moisturising Lip Balm

NORMAL/COMBINATION

Micellar Cleanse - Eye & Lip
Clear Cleanse
Balancing Cleanser
Facial Cleansing Brush
Micro-fine Daily Exfoliant
Exfoliating Scrub
Resurfacing Cream Exfoliant
Enzyme Peel*
Bio Cream Exfoliant*
Pre-extraction Gel*
Post-extraction Solution*
Clearing Massage Oil*
Massage Cream*
Hydrating Serum
Balancing Aromatic Serum
Oxygen Response Serum*
Sebum Response Serum*
Electro Gel*
Balancing Masque
Bio Masque*
Clarifying Masque*
Eye Contour Masque*
Lip Contour Masque*
Balancing Toner
Refining Eye Gel
Nourishing Eye Complex
Balancing Moisture Lotion
Balancing Moisture Cream
Replenishing Neck Cream
Daily Defence Moisturiser (SPF 50)
Moisturising Solar Shield (SPF 25)
C +Bright Priming Moisturiser (SPF 30)
Seal & Protect Moisturising Lip Balm

Quick Reference Guide

OILY / BREAKOUT PRONE

Micellar Cleanse - Eye & Lip
Clear Cleanse
Purifying Wash
Clarifying Skin Wash
Facial Cleansing Brush
Micro-fine Daily Exfoliant
Resurfacing Cream Exfoliant
Enzyme Peel*
Bio Cream Exfoliant*
Pre-extraction Gel*
Post-extraction Solution*
Clearing Massage Oil*
Clearing Aromatic Serum
Hydrating Serum
Pigment Response Serum*
Sebum Response Serum*
Overnight Clarifying Complex
Electro Gel*
Purifying Masque
Refining Masque
Clarifying Masque*
Eye Contour Masque*
Lip Contour Masque*
Colloidal Oatmeal Masque*
Purifying Toner
Refining Eye Gel
Nourishing Eye Complex
Purifying Moisture Lotion
Purifying Moisture Cream
C+Bright Priming Moisturiser (SPF 30)
Seal & Protect Moisturising Lip Balm

AGEING

Micellar Cleanse - Eye & Lip
Clear Cleanse
Soothing Cleanser
Dynamic Resurfacing Cleanser
Facial Cleansing Brush
Micro-fine Daily Exfoliant
Resurfacing Cream Exfoliant
Bio Cream Exfoliant*
Revitalising Massage Oil*
Massage Cream*
Hydrating Serum
Brightening Serum
Illuminating Serum
Firming Serum
Nourishing Serum
Revitalising Aromatic Serum
Rejuvenating Aromatic Serum
Oxygen Response Serum*
Pigment Response Serum*
Timeline Response Serum*
Line Minimising Serum
Retinoid Renew Complex
Overnight Clarifying Complex
Electro Gel*
Anti-oxidant Masque
Cryogenic Masque*
Eye Contour Masque*
Lip Contour Masque*
Soothing Toner
Dynamic Hydrating Toner
Nourishing Eye Complex
Soothing Moisture Cream
Morning Moisturiser
Moisturising Day Cream (SPF30)
Nourishing Night Cream
Replenishing Neck Cream
Daily Defence Moisturiser (SPF 50)
Moisturising Solar Shield (SPF25)
C+Bright Priming Moisturiser (SPF 30)
Seal & Protect Moisturising Lip Balm

DEHYDRATED

Micellar Cleanse - Eye & Lip
Clear Cleanse
Ultra Soothing Cleanser
Facial Cleansing Brush
Micro-fine Daily Exfoliant
Soothing Massage Oil*
Massage Cream*
Hydrating Serum
Oxygen Response Serum*
Electro Gel*
Soothing Masque
Anti-oxidant Masque
Bio Masque*
Eye Contour Masque*
Lip Contour Masque*
Colloidal Oatmeal Masque*
Rejuvenating Aromatic Serum
Refining Eye Gel
Nourishing Eye Complex
Ultra Soothing Moisture Cream
C+Bright Priming Moisturiser (SPF 30)
Seal & Protect Moisturising Lip Balm

PIGMENTED

Micellar Cleanse - Eye & Lip
Clear Cleanse
Soothing Cleanser
Dynamic Resurfacing Cleanser
Facial Cleansing Brush
Micro-fine Daily Exfoliant
Resurfacing Cream Exfoliant
Bio Cream Exfoliant*
Revitalising Massage Oil*
Massage Cream*
Rejuvenating Aromatic Serum
Pigment Response Serum*
Illuminating Serum
Brightening Serum
Electro Gel*
Soothing Masque
Anti-oxidant Masque
Brightening Masque*
Eye Contour Masque*
Lip Contour Masque*
Colloidal Oatmeal Masque*
Soothing Toner
Refining Eye Gel
Nourishing Eye Complex
Daily Defence Moisturiser (SPF 50)
Moisturising Solar Shield (SPF 25)
C+Bright Priming Moisturiser (SPF 30)
Seal & Protect Moisturising Lip Balm



Eve Taylor® Ultrasonic Micro-therapy Device

The Eve Taylor® Ultrasonic Micro-therapy Device is a handheld device created for the professional therapist to use within their facial treatments. The supreme technology of the device supercharges professional-use Eve Taylor® products and boosts treatment room results for the ultimate client satisfaction.

The device offers multiple functions allowing a versatile selection of treatments to be performed across a wide selection of skin types and conditions;

Exfoliate; provides removal of dead skin cells and enhances cleansing actions for a smooth, soft, refined complexion.

Clarify; deeply cleanses, breaks down sebum, loosens comedones ready for extractions and refreshes the skin.

Ionise; propels action ingredients into deeper skin layers for increased product effectiveness and visible positive results.

Collectively, the versatile functions of this device, widens your treatment selection and incentivises clients to return for increased treatment results.

Learn more about this device and see how it's used in our free online training course, located in the education area of the trade website under 'online learning courses'.



Device Specification

Input voltage: DC 5V.

Input current: 1A.

Power 5W.

Net weight: 97.6g.

Device size: 180mm x 52mm x 24mm.

Charging type: USB.

Charging time: approximately 2 hours.

Continual usage time: approximately 1 hour.

Safety and precautions

The **Eve Taylor® Ultrasonic Micro-therapy Device** has been designed to offer longevity for use within the professional environment. To ensure the device maintains its full life, please ensure you observe the following safety points and precautions:

Always check the device before use.

If unit becomes cracked do not use and replace immediately.

Check device and USB charger cord each time before plugging in to charge.

Ensure device is kept on a clean and dry surface area when not in use.

Never immerse the device in water.

Do not use or store in humid areas.

If water seeps into the device housing do not use and replace immediately.

Limit moisture encountering the device and wipe blade regularly.

Always turn off the device after use.

Clean blade and body of device before and after use, using a damp cloth and proceed to disinfect using appropriate disinfecting wipes (such as Barbicide wipes or Mundo wipes).

Contra-indications

As this device uses an electrical current, we need to ascertain key information prior to the treatment. Use **Eve Taylor® Consultation Card** to determine suitability by assessing any contra-indications or considerations.

The following contra-indicates the use of **Eve Taylor® Ultrasonic Micro-therapy Device**:

Pregnancy
Pacemaker
Metal implants
Facial piercings
Epilepsy
Heart conditions
High or low blood pressure
Broken skin
Presence of skin infections
Clients taking Ro-accutane/Iso-Tretinoin (Exfoliate setting only)

If you are in doubt or your client gives ambiguous answers in your consultation, avoid using the device until you have fully clarified.

Considerations

The **Eve Taylor® Ultrasonic Micro-therapy Device** is designed to be used on a wide variety of skin types and conditions to gain visible results and skin improvements.

For sensitive or rosacea type skins we recommend using the device with caution and advise to only use primarily with '**Ionise +**' setting. '**Exfoliate**' and '**Clarify -**' settings may offer too much stimulation for this kind of skin.

As the device uses electrical currents it is normal for the skin to experience stimulation, which may be visible in the form of mild erythema. In the unlikely occurrence that the skin experiences irritation or discomfort, we recommend ceasing the treatment and calming the skin with the application of **Ultra Soothing Cleanser** applied as a mini masque for 5-10 minutes.

For client comfort, ensure you have explained the effects of the **Eve Taylor® Ultrasonic Micro-therapy Device** and the high pitched sound it emits, especially when using '**Exfoliate**' mode. For any clients with hearing aids/devices, we recommend that they set them to 'off' when using this device to avoid interference or audio discomfort.



Exfoliate

The **Eve Taylor® Ultrasonic Micro-therapy Device** uses ultrasonic technology to emit 25,000Hz vibrations and longitudinal sound waves from the edge of the stainless-steel blade. When the blade is held at a 45-degree angle and passed over moistened/wet skin, the concentrated ultrasonic vibration penetrates into the epidermis. This oscillates corneocyte cells in the stratum corneum layer. The vibration dislodges the cells and lifts them within the moisture on the skin surface, creating a visible moisture mist.

The skin also benefits from the ultrasonic sound waves, propelling surface moisture from the tip of the blade rapidly into the follicles and back out again. This quickly expels pollutants, dirt and grime within a single pass, purifying the skin and removing superficial dirt and sebum for a targeted cleansing action.

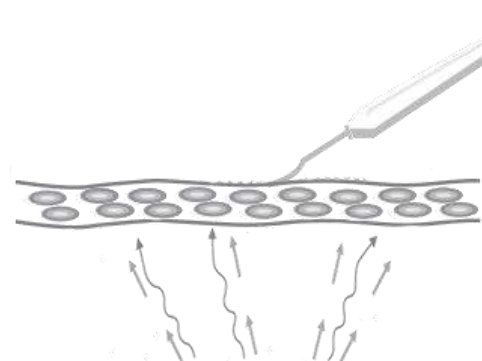
To use:

Ensure skin surface is always wet with an Eve Taylor® spritz **Toner**. This may be spritzed directly onto the skin or spritzed over emulsified **Clear Cleanse®** or a foaming cleanser such as **Purifying Wash** or **Dynamic Resurfacing Cleanser**.

To power up exfoliation it may be used to remove **Micro-fine Daily Exfoliant**, **Resurfacing Cream Exfoliant** or **Bio Cream Exfoliant**. Ensure spritz **Toner** is applied to maintain a wet surface.

Do not use the blade without moisture on the skin.

Turn on the unit by pressing the central power button, this will automatically engage the '**Exfoliate**' setting and show a blue light above the symbols. A continuous high-pitched buzzing sound will be heard. Hold the device in hand ensuring contact with the metal outer rim. Place the blade pointing down at the skin at a 45-degree angle (the buttons will be facing the client) and gently pass over the dampened surface working upwards from the neck to the forehead. A water spray will be visible showing the ultrasonic vibration working and dislodging skin cells, dirt and grime. Ensure the blade is wiped regularly with sponge or cotton disk to remove debris.



Clarify

The **Eve Taylor® Ultrasonic Micro-therapy Device** offers a high-performance decongesting function to deeply cleanse the follicles of excess oil, loosen impaction plugs and soften the skin in preparation of comedone extractions. The sound waves emitted by the flat edge of the blade passing over the skin vibrate and oscillate the skin tissues underneath. This loosens solidified impaction plugs in the follicles and assists with the release of sebum, by aiding with saponification.

To use:

Following cleansing, dispense 2 pumps of **Pre-extraction Gel** into a bowl and whisk into a foam consistency using **Eve Taylor® Fan Masque Brush**. Apply the foam in a thick 'blobbing' application to congested areas and where extractions will be performed, typically on the cheeks, nose, forehead and chin.

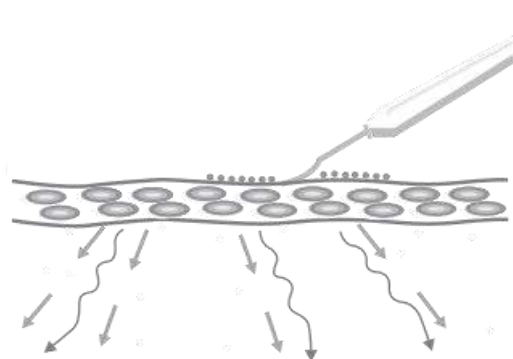
Turn on the unit by first pressing the central power button, continue to press '**Pad**' when a blue light will show, press the '**Clarify -**' button and a second blue light will show; an intermittent pulsing buzzing sound will be heard. Hold the device in hand ensuring contact with the metal outer rim. Place the flat edge of the blade on the skin (you will see the buttons facing up) and work over the areas with **Pre-extraction Gel** applied in upward circular motions.

Always keep the blade moving and do not allow the blade to become stationary in one place. Your free hand should always be kept in contact with the client's skin, approximately 1 inch from the blade. Periodically wipe the blade to reduce product build up. Continue to work over the areas for 5 minutes in total.

Remove **Pre-extraction Gel** thoroughly using damp sponges or steam towels; or for heavily congested skin, use the blade edge of the device on '**Exfoliate**' setting to remove excess product and surface congestion, followed by damp sponges or steam towels.

If specific comedone extractions are required, proceed to extract using manual technique, or by using **Eve Taylor® Ultrasonic Micro-therapy Device**. Turn on the unit by pressing the central power button, this will automatically engage the '**Exfoliate**' setting and show a blue light above the symbols; a continuous high-pitched buzzing sound will be heard. Place the blade pointing down at the area of extraction at a 45-degree angle (the buttons will be facing the therapist this time).

Use gentle pressure to push at the side of the follicle and hold for a few seconds, increase pressure slightly and see the follicular impaction plug raise from the follicle. Wipe blade regularly to remove any debris. Continue to perform extractions in this way as necessary and complete by wiping any debris from the skin's surface and finalising by blotting the extracted area with cotton pad dampened with **Post-extraction Solution**.



Ionise

The **Eve Taylor® Ultrasonic Micro-therapy Device** offers a highly effective method of penetrating and ionising products into the skin using supreme ultrasound technology to create a form of ultrasound and sonophoresis.

Ultrasound uses sound waves in excess of 20,000Hz to create physiological effects within the skin tissues. Similar to ripples on water, the waves created increase the penetration of topically applied ingredients into the epidermal layers to achieve intensive results for the skin.

One of the effects ultrasound creates is cavitation – the formation and collapse of gas bubbles. The intensity of cavitation causes small holes in the corneocytes, in-turn enlarging intercellular spaces for topically applied formulations to be deeply absorbed. Heat is also created and increases the fluidity and temporary disorder of Stratum Corneum lipids; this creates direct pathways for the diffusivity of molecules through the skin barrier and thus assisting with the ionisation of skin care products within the professional facial treatment.

To use:

Apply appropriate **Response Serum** or **Age Resist Serum** to the skin and continue with application of **Electro Gel, Soothing Masque, Balancing Masque Purifying Masque** or **Anti-oxidant Masque** using **Eve Taylor® Fan Masque Brush**.

Turn on the unit by first pressing the central power button, continue to press '**Pad**' when a blue light will show, press the '**Ionise +**' button and a second blue light will show; an intermittent pulsing buzzing sound will be heard. Hold the device in hand ensuring contact with the metal outer rim.

Place the flat edge of the blade on the skin (you will see the buttons facing up) and work over the areas in upward motions. Always keep the blade moving and do not allow the blade to become stationary in one place. Your free hand should always be kept in contact with the client's skin at an approximately distance of 1 inch from the blade. Periodically wipe the blade to reduce product build up.

Continue to work over the areas for 5 minutes in total. Remove **Electro Gel, Soothing Masque, Balancing Masque Purifying Masque** or **Anti-oxidant Masque** thoroughly using damp sponges or steam towels.

Electrical Compatible Products

Below is a list of selected key Eve Taylor® products which are compatible* with various devices to achieve outstanding treatment room results.

*Always check with your machine manufacturer to ensure using another skincare brand doesn't void your warranty.

High Frequency	Galvanic	LED Light Therapy	Microcurrent & Faradic	Radio Frequency	Microdermabrasion	Ultrasonic	Vacuum Suction
<p>Indirect high frequency/vienese massage - Massage Cream Revitalising Massage Oil</p> <p>Direct high frequency Sebum Response Serum (with dry gauze over top)</p> <p>Purifying Spot Gel (applied directly to breakouts prior to 'sparking' with fulgerator)</p>	<p>Desincrustation (-) Pre-extraction Gel</p> <p>Iontophoresis (+) Pigmented skin: Pigment Response Serum Brightening Serum</p> <p>Oily/ breakout skin: Sebum Response Serum Purifying Masque</p> <p>Mature/ageing Skin: Oxygen Response Serum Firming Serum Timeline Response Serum Retinoid Renew Complex Anti-oxidant Masque</p> <p>Dry/dehydrated skin: Hydrating Serum Oxygen Response Serum</p> <p>Rosacea/reddened skin: Soothing Masque mixed with Colloidal Activator</p> <p>All skins: Electro Gel Soothing Masque Anti-oxidant Masque</p>	<p>Pigmented skin: Pigment Response Serum Brightening Serum Retinoid Renew Complex Soothing Masque Anti-oxidant Masque</p> <p>Oily/breakout skin: Sebum Response Serum Purifying Spot Gel</p> <p>Mature/ageing Skin: Firming Serum Rejuvenating Aromatic Serum (No.6) Timeline Response Serum Retinoid Renew Complex Soothing Masque Anti-oxidant Masque</p> <p>Dry/dehydrated skin: Hydrating Serum Nourishing Serum Oxygen Response Serum Soothing Masque Anti-oxidant Masque</p>	<p>Microcurrent Lifting Firming Serum Electro Gel</p> <p>Specific iontophoresis (feathering): Timeline Response Serum Hydrating Serum Refining Eye Gel</p> <p>Faradic Firming Serum Electro Gel</p>	<p>All skin types Firming Serum Electro Gel Massage Cream Aqua-Mass</p>	<p>Prepare Clear Cleanse Purifying Wash</p> <p>Hydrate & treat - Hydrating Serum Soothing Masque Bio Peel-off Masque Ultra Soothing Toner</p> <p>Nourish & protect - Refining Eye Gel Ultra Soothing Moisture Cream Moisturising Solar Shield SPF25 Daily Skin Defence SPF50 Seal & Protect Lip Balm</p>	<p>Ultrasonic exfoliation - Dynamic Resurfacing Cleanser Micro-fine Daily Exfoliant Ultra Soothing Toner</p> <p>Ultrasonic clarifying /decongesting - Pre-extraction Gel</p> <p>Ultrasonic ionisation - Pigmented skin: Pigment Response Serum Brightening Serum</p> <p>Oily/breakout skin: Sebum Response Serum Balancing Masque Purifying Masque</p> <p>Mature/ageing Skin: Firming Serum Anti-oxidant Masque</p> <p>Dry/dehydrated skin: Hydrating Serum Oxygen Response Serum Soothing Masque</p> <p>Rosacea/reddened skin: Soothing Masque mixed with Colloidal Activator</p>	<p>Clear Cleanse Soothing Massage Oil Delicate Massage Oil Revitalising Massage Oil Clearing Massage Oil</p> <p>Oily/congested skin Pre-extraction Gel</p>

Holistic Compatible Products

Below is a table of Eve Taylor® products, compatible with various holistic based tools to enhance the effectiveness of the treatment and increase the client experience.

Jade Roller	Rose Quartz Roller	Basalt Stones	Cold Marble Stones	Kanza Wand	Cryo Globes
Oxygen Response Serum Timeline Response Serum Revitalising Aromatic Serum No.5 Rejuvenating Aromatic Serum No. 6 Nourishing Serum Revitalising Face Massage Oil Massage Cream Soothing Masque For increased results customise with: Orange Hydrosol Peppermint Hydrosol Anti-oxidant Masque	Soothing Aromatic Serum No.1 Calming Aromatic Serum No.2 Soothing Face Massage Oil Delicate Face massage Oil Soothing Masque For increased results customise with: Chamomile Hydrosol Rose Hydrosol Geranium Hydrosol	Soothing Face Massage Oil Delicate Face Massage Oil Clearing Face Massage Oil Revitalising Face Massage Oil Massage Cream	Soothing Aromatic Serum No.1 Calming Aromatic Serum No.2 Soothing Face Massage Oil Delicate Face massage Oil Soothing Masque For increased results customise with: Chamomile Hydrosol	Oxygen Response Serum Timeline Response Serum Revitalising Aromatic Serum No.5 Rejuvenating Aromatic Serum No. 6 Nourishing Serum Revitalising Face Massage Oil	Soothing Masque For increased results customise with: Peppermint Hydrosol Calming Aromatic Serum No.2 Delicate Face Massage Oil



Naturally Beautiful Techniques & Treatments

In this section we discover a comprehensive selection of naturally beautiful facial techniques and treatments by Eve Taylor® allowing you to stand out to your clients.

Our sensorial techniques and treatments will make your clients feel relaxed and revitalised whilst allowing you to target their concerns for skin that's radiant and glowing.

Eve Taylor® Techniques

Eve Taylor® Eye & Lip Cleanse

Prepare:

Dampen 3 sets of eye pads with water and apply **Micellar Cleanse - Eye & Lip** (x 6 pads in total). Pre-warm in towel cabinet if available for client comfort.

1. Place eye pads on closed eyes from the outer corner.
2. Press inner and outer corners of eye with index and ring fingers.
3. Pinch eyebrow from inner corner to outer corner over pad using index finger and thumb.
4. Press under eye socket from inner corner to outer corner using ring finger.
5. Use index, middle and ring fingers over each pad to pressure and release x3 on the lashes.
6. Leave pads in place to allow product to break down make-up debris.
7. Place 2nd set of pads at outer corner of mouth and hold.
8. Wipe bottom lip from left to right with first pad and then top lip with second pad from right to left.
9. Fold pads in half and repeat. Dispose of pads.
10. Brace forehead with left hand, use right hand to sweep pad inwards towards the nose and up over eyebrow to outer corner of eye.
11. Fold eye pad in half on the back of other hand, then sweep down the lashes from inner to outer corner of eye (repeat as necessary).
12. Wipe over eye lid from inner corner working outwards.
13. Fold pad in half again (into quarter) and sweep under the lashes, close to lash line from outer corner inwards to inner corner and press lightly at the temple area.
14. Repeat to the other eye using right hand to brace forehead and left hand to cleanse eye.
15. Gently press on temples.

Repeat steps 9-14 with third set of eye pads, this is especially beneficial for clients who wear heavy eye make-up.

Please view training video in the education area of the website under '**Techniques**' for demonstration of this technique.

Eve Taylor® Cleanse

Prepare:

Pre-warm suitable **cleanser** by dispensing into a small bowl and placing into hot towel cabinet or warming device.

1. Dispense **cleanser** into hands and spread between palms
2. Begin the cleanse by pressing both hands onto décolleté, side of neck, chin and forehead, sides of face.
3. Slide down and work the cleanser over the décolleté, up the neck, across the chin, across the upper lip, sweep up the sides of the nose, across the forehead and back down. Ensure the cleanser is spread in all areas.
4. Work cleanser around the décolleté and up the neck using circular motions. Work around jawline and sweep over upper lip area using scissor movements. Sweep around the jaw, cheek and forehead with both hands .
5. Sweep hands around perimeter of face in alternating clockwise and anti-clockwise movements
6. Using both hands work in circular movements on one side of the face around cheek area. Move both hands round to other cheek area.
7. Repeat sweeping of hands around perimeter of face in alternating clockwise and anti-clockwise movements.
8. Sweep up the nose and place one hand on forehead, perform small circles at one side of the nose with other hand then repeat on other side of the nose.
9. Slide up and perform circle motions on forehead, moving down to the temple area with small circles and finishing with light pressure.
10. Emulsify **cleanser** with water if required.
11. Remove cleanser thoroughly using sponges, mitts or hot towels.

Please view training video in the education area of the website under '**Techniques**' for demonstration of this technique.

Eve Taylor® Techniques

Eve Taylor® Cleanse with Facial Cleansing Brushes

Prepare:

Pre-warm suitable **Cleanser** by dispensing into a small bowl and placing into hot towel cabinet or warming device.

Place x2 **Facial Cleansing Brush** into hot towel cabinet to pre-warm.

1. Dispense **Cleanser** into hands and spread between palms, continue to apply to face by pressing both hands onto décolleté, side of neck, chin and forehead, sides of face, repeat pressing on chin and forehead finalising on both sides of face.
2. Take x2 **Facial Cleansing Brush** and dip into hot water to further warm and moisten bristles, ensure excess water is shaken out to avoid dripping on client.
3. Using x2 **Facial Cleansing Brush** in light circular, spinning/rotating motions, cleanse décolleté across to shoulder area and up neck. Continue to work across jaw area, alternating each brush from one side to the other.
4. Move your body so you are working from the side. Move one **Facial Cleansing Brush** around the perimeter of the face in a clock wise movement and the other in an anti-clockwise movement so the brushes cross over each other, then repeat alternating the movements.
5. Move your body to the other side of the bed and repeat.
6. Sweep up the face with one **Facial Cleansing Brush** and keep it stationary at the temple, use other to spin/rotate up the side of the nose, across forehead and press at temple, repeat with other **Facial Cleansing Brush**, (repeat as necessary if required).
7. Perform circular motions across forehead.
8. Sweep down to jaw and perform circular motions.
9. Sweep around the perimeter of the face one more time using clockwise and anti-clockwise motions.
10. Finalise by gently pressing x2 **Facial Cleansing Brush** at temples.
11. Remove **Cleanser** using sponges, mitts or hot towels.

Please view training video in the education area of the website under **'Techniques'** for demonstration of this technique.

Eve Taylor® Fan Masque Brush Application

Prepare:

Pre-warm suitable **Exfoliant** or **Masque** by dispensing into a small bowl and placing into hot towel cabinet or warming device.

1. Place bowl of **Exfoliant** or **Masque** at the side of the client and load both fan masque brushes with product and place at centre of neck.
2. Sweep out and across to shoulder area, twist brushes and work up neck, twist brushes and out across jaw.
3. Hold one brush in place at side of jaw and reload second brush with product from bowl. Add product to stationary brush to reload and continue to sweep out across jaw so both brushes are at outer corners of jaw.
4. Work both brushes up cheeks and sides of nose to centre of forehead, twist brushes and work across forehead to temples, twist brushes and work down across upper cheek area and repeat up sides of nose to centre of forehead.
5. Repeat reloading of brushes as necessary ensuring one brush remain stationary whilst second brush reloads and continue to work around all areas of face to ensure adequate application.

Please view training video in the education area of the website under **'Techniques'** for demonstration of this technique.

Eve Taylor® Techniques

Revitalising Eye Massage

1. Temple circles with fingertips x 6.
2. Using ring fingers sweep from temples under eyes to inner socket, pause on the natural indentation on inner eye socket and sweep over brows back to temples x 6.
3. Starting at left temple, roll pat across brows and back to temple, roll pat at outer corner of eye, sweep ring finger across lower lid from inner to outer. Repeat entire movement x 6.
4. Repeat x 6 on right eye.
5. With fingers on temples, sweep ring fingers under eyes to inner socket, press on inner socket with ring, middle and finally index fingers and sweep over brows to temples x 6.
6. Glide thumbs lightly along lower eye socket and pump x 10, another natural indentation is felt on the eye socket.
7. Thumb lift over Corrugator muscle across brows to temples x 6.
8. Spread fingertips above brows and perform stationary circles x 6. Repeat the movement in centre of forehead x 6, Repeat the movement at hairline x 6.
9. Alternate palm stroking over centre of forehead x 6.
10. Temple circles with fingertips x 6.

Please view training video in the education area of the website under **'Techniques'** for demonstration of this technique.

Energising Lip Massage

1. Using both index fingers and thumbs, press over and under the lips and slide over Orbicularis Oris in an outward movement towards the Buccinator. Repeat this movement x 6 progressively increasing pressure each time.
2. Using cushioned finger tips of both index fingers, press under the centre of the bottom lip and hold for 5 seconds, repeat above the top lip.
3. Using both index fingers, simultaneously press the corners of the mouth and hold for 5 seconds. Repeat x 6.
4. Using index and middle fingers of both hands, press below the mouth and drain outwards and upwards, flicking upwards towards Buccinator x 6.

Please view training video in the education area of the website under **'Techniques'** for demonstration of this technique.



Eve Taylor® Facial Drainage Massage Technique

The Eve Taylor® facial drainage massage is a world renowned technique created by Eve herself in 1960's as part of her wider 'Clinical Aromatherapy' treatment of the entire body.

The technique has been taught globally and adopted by learning institutes as the gold standard technique for facial drainage massage.

The drainage massage offers the therapist an additional massage option for treating their clients skin, we would never select a single cleanser to use on all skins and so learning additional massage skills is vital for the professional therapists array of techniques.

The technique is non-stimulating and unlike slip and glide style massage which stimulates the skin, the drainage movements are incredibly gentle making it perfect for all skin types and conditions; especially beneficial for skin that requires light pressure such as those with reddened or a breakout prone skin.

The Eve Taylor® facial drainage massage technique offers many benefits:

- ***Non-stimulating action makes it perfect for all skin types and conditions.***
- ***Increases lymphatic drainage and aids in removal of toxins and waste.***
- ***Skin tone is improved, radiance is increased and skin puffiness is reduced.***
- ***Works hand-in-hand with Eve Taylor® aromatic serums.***
- ***Relaxes the client and gives a sense of wellbeing.***

Did you know? Massage and human touch releases a cascade of "feelgood" hormones such as Dopamine, Endorphin, Serotonin and Oxytocin. These hormones help to reduce stress and are vital for our wellbeing.

Eve Taylor® Facial Drainage Massage Technique



Dispense 6-10 drops of Aromatic Serum into palm, with fingertips of other hand apply to forehead, cheeks and chin. Smooth remaining Aromatic Serum across neck and decolette and smooth across face.



1. With cupped hands 6" above nose ask client to inhale deeply 3 times through their nose.



2. Begin with thumbs between brows; use a press and release motion to hairline x 6.



3. Slide alternating thumbs over the same area x 6.



4. Thumb press and release across forehead to temples and glide to front of ear in 3 rows x 3.



5. Using the Pollicis muscles of the thumb glide across forehead, past temples to front of ear x 6.



6a. Resting thumbs lightly on forehead, glide index and middle fingers out across upper cheek across maxilla and zygomatic to top of ear x 6.



6b. Glide out below cheek to base of ear x 6.



7. Glide index and middle fingers from chin, along jaw bone to angle of mandible x 6.

(Alternate movement **5** and **7** x 6).



8a. Cupping hands, gently scoop from chin along jaw bone to angle of mandible.



8b. Straighten fingers and gently glide down sternocleidomastoid muscle to the clavicle.



8c. Glide across clavicle and across to deltoid.



8d. Firmly press palms on deltoid and shoulder joint pushing downwards towards the floor x3.



8e. Rotate palms cupping top of shoulder and gently push away from you towards client's feet x3.



8f. Slide fingertips across upper trapezius to occipital ridge, break contact with client and repeat movements **8a** - **8f** x 6.



9. Finalise by cupping hands over ears, hold for count of 6 and slowly release hands away.

Creating Perfect Eve Taylor® Treatment Facials

Every time our client visits us for a facial we should be striving to create the best treatment they've ever experienced. We are in the perfect position to make a big impression and set a precedence for all their future treatments.

Rebooking's are the lifeblood of our business, so giving our clients an amazing service not only increases our chances of further bookings but also strengthens our credibility as the 'go-to' therapist in our area.

Here we discover 5 areas to consider for creating the perfect facial for our clients:

First impressions count

Always offer your client a warm welcome, greet them like it's the first time you've met and make sure they feel valued to the business.

Offer them a non-stimulating beverage to consume whilst you sit together and conduct the consultation. Listen to the clients needs and what they wish to get from their treatment so you can adapt accordingly.

Whilst they settle in, ensure you offer a full explanation of not only what will happen during the treatment, but where to place their personal belongings and where they should lie on the bed. Never assume a client automatically knows what to do.

Use a relaxing aromatherapy blend to diffuse into the treatment room and create an inviting aroma. Smell has the first impact with our clients, so a device like **Eve Taylor® Diffuser Pod** will help to entice the senses and start the relaxation effects.

General comfort

Investing in good quality equipment and ensuring it is maintained regularly will always give you confidence, no-one wants to lay on a couch that feels rickety. Go the extra mile and consider a couch that is long enough so taller clients don't have their feet dangling off the end, this adds to them feeling valued.

Make clients feel pampered with soft cotton sheets and fluffy towels, wrapping them into a cocoon will make them feel safe and secure. A heated under blanket at a gentle temperature will also add that feeling of luxury.

Placing a towel on the floor next to the couch for them to step on to after their treatment will add a nice touch and reduce cold feet from wooden or vinyl flooring.

Creating Perfect Eve Taylor® Treatment Facials

Prepared, warmed and maintained

Ensure everything is prepared ready in order of use for a seamless application. Pre-warming of products will greatly add to client comfort and offer the ultimate luxury experience.

Dampen cotton pads with water or **Rose Hydrosol** and place in the hot towel cabinet ready for when you cleanse the eyes and lips for warming soothing actions. Cleansers can be warmed in the same way or dispensed into our palms and warmed with the heat of the steamer, ready for our warming cleanse. We should always be mindful of our own body temperature, there is nothing worse than a therapist with cold hands.

Ensure the working area is always maintained so your trolley looks as immaculate at the end of the treatment as it did at the beginning. Soiled masque brushes and used towels should be hidden from view and product bottles should always be forward facing.

Expert application

Our techniques can really make or break the overall experience for the client, so ensuring we are absolutely confident with our movements will pay dividends. Take things calmly, using long slow movements will induce deeper feelings of relaxation for the client.

When applying masque to the face, avoid using small flicking actions and opt to use a two brush application technique for a relaxing and symmetrical application.

Using the **Eve Taylor® Fan Masque Brush**, you can dispense pre-warmed masque to two brushes and apply to the skin using long, slow, flowing movements which not only gives a thorough application but soothes the nerve endings of the face and relaxes the client. Other expert techniques from Eve Taylor enhance the treatment and create a wonderful experience.

Pitch perfect

Set the perfect ambiance with appropriate music playing in the background, whatever the musical genre, ensure it can be heard without being a distraction from relaxation but not faint enough it can't be heard.

Being mindful of the noise we make ourselves during the treatment is often overlooked. Mixing cleanser in our hands can make an squelchy sloppy sound, simply turning away from the client and mix slowly and gently between the palms can eradicate the unpleasant noise.

Reduce clattering of bowls and brushes by placing tissue or toweling on the trolley surface to buffer any noise. Reduce further noise by gently closing the door of the towel cabinet, so it doesn't slam and startle the client. Choose a soft close bin for quiet waste disposal.



Eve Taylor® Prescriptive Facials

Eve Taylor prescriptive facials are customised treatments tailored to address specific concerns of your client's skin.

In the first instance, we always recommend treating the skin for how it presents on the day of the treatment, and personalise the facial based on the client's skin type, concerns, goals, which are determined through thorough consultation and skin analysis. Here's how our prescriptive facials work -

Consultation and Skin Analysis: Before the facial treatment begins, conduct the Eve Taylor Consultation to assess the client's needs, this will involve asking questions about the client's skincare routine, lifestyle factors, and any specific skin concerns they have. Continue to perform Skin Profiling Analysis to assess the client's skin type, condition, hydration levels, sensitivity, and any other considerations to make.

Customised Treatment Plan: Based on the skin analysis, you will create a customised treatment plan tailored to the client's needs. This involves selecting specific skincare products to address the client's concerns, such as dryness, oiliness, congestion, sensitivity etc. The treatment plan should consider any contraindications or sensitivities the client may have.

Facial Treatment: We have 3 prescriptive facial treatments which include a combination of cleansing, exfoliation, extraction (if needed), massage, mask application, hydration, and moisturising. The differences are based on the treatment time of 30, 60 or 75 minutes, with longer treatment time allowing you to use more products for enhanced results.

The specific products and techniques used will vary depending on the client's individual needs and goals. For example, someone with congested skin may receive a treatment focused on deep cleansing and balancing the skin's oil production, while someone with dry, sensitive skin may receive a treatment focused on gentle exfoliation and intensive hydration.

Homecare Recommendations: Following the facial treatment, you will provide personalised product recommendations for homecare and explain the best routines to help the client maintain and enhance the results of their treatment.

Mini Prescriptive Facial (30 minutes)

This prescriptive facial is the perfect mini treatment for time compressed clients, for those new to Eve Taylor® products or those who have not experienced a facial before.

Skin type/condition:

This prescriptive facial will suit any skin type and condition as products used will be appropriate to the clients skin needs.

Treatment time:

30 minutes.

Treatment Description:

This mini treatment will refresh the skin with aromatic cleansers then buff away dulling skin cells. A rapidly working masque will infuse the skin with nourishment before hydrating moisturisers protect the skin. (30 minutes).

Key homecare products to recommend:

Ultra Soothing Skin Kit
Soothing Skin Kit
Balancing Skin Kit
Purifying Skin Kit

After completing the **Eve Taylor® Consultation Card** to ensure you have considered all client information, potential contra-indications and adaptations, you may proceed with the facial.

1. Remove eye and lip make-up with **Micellar Cleanse - Eye & Lip** on cotton pads.
2. Cleanse face with **Clear Cleanse®** on dry skin. Wet hands and repeat cleansing routine. Remove product thoroughly.
3. Carry out **Skin Profiling Analysis** using a magnifying lamp.
4. Cleanse for a second time applying **Cleanser** suitable for skin type and use **Facial Cleansing Brush** in light circular movements. Remove product thoroughly.
5. Apply **Micro-fine Daily Exfoliant** or **Exfoliating Scrub** and exfoliate the face using light circular movements. Remove thoroughly.
6. Apply appropriate **Masque** to face with fan brush.
7. After 10 minutes remove masque with sponges.
8. Spritz suitable **Toner** directly to the skin.
9. Apply **Refining Eye Gel** around eye area.
10. Protect the skin with suitable **Moisturiser** and **Solar Protection**.
11. Finish facial with **Seal & Protect Moisturising Lip Balm** application.
12. Complete **Eve Taylor® Skin Profiling Recommendation Sheet** for home care recommendations.

Essential Prescriptive Facial (60 minutes)

The essential prescriptive facial is the solution for clients who wish to see skin improvements whilst offering a sense of wellbeing and relaxation with aromatherapy.

Skin type/condition:

This prescriptive facial will suit any skin type and condition as products used will be appropriate to the clients skin needs.

Treatment time:

60 minutes.

Treatment Description: A prescriptive facial tailored to your current skin condition to achieve the best skin possible. Aromatherapy products are selected to deeply cleanse, gently exfoliate and prepare the skin ready to absorb aromatic massage oils and luxurious facial masques. Skin is left replenished, hydrated and protected. (60 minutes).

Key homecare products to recommend:

Skin Kit for skin type
Exfoliating Scrub
Masque for skin type

After completing the **Eve Taylor® Consultation Card** to ensure you have considered all client information, potential contra-indications and adaptations, you may proceed with the facial.

1. Remove eye and lip make-up with **Micellar Cleanse - Eye & Lip** on cotton pads.
2. Cleanse face with **Clear Cleanse®** on dry skin. Wet hands and repeat cleansing routine. Remove product thoroughly.
3. Carry out **Skin Profiling Analysis** using a magnifying lamp.
4. Cleanse for a second time applying **Cleanser** suitable for skin type and use **Facial Cleansing Brush** in light circular movements. Remove product thoroughly.
5. Apply **Micro-fine Daily Exfoliant** or **Exfoliating Scrub** and exfoliate using light circular movements. Remove thoroughly.
6. (OPTIONAL STEP) Foam **Pre-extraction Gel** with a fan brush and apply to areas requiring extractions, cover eyes with cotton wool pads and steam for 5-10 minutes.
7. Remove product from skin and perform extractions. Wipe over extracted area with **Post-extraction Solution** on cotton pad.
8. Spread appropriate **Massage medium** to face, neck and décollete and proceed with massage. Blot off any residue but do not remove.
9. Apply appropriate **Masque** to face, neck and décolleté with fan brush.
10. Hand and arm massage may be given while the masque is on.
11. Remove masque with sponges or warm steam towel.
12. Spritz suitable **Toner** directly to the skin.
13. Apply **Refining Eye Gel** round eye area.
14. Protect the skin with suitable **Moisturiser** and **Solar Protection**.
15. Finish facial with **Seal & Protect Moisturising Lip Balm** application.
16. Complete **Eve Taylor® Skin Profiling Recommendation Sheet** for home care recommendations.

Intensive Prescriptive Facial (75 minutes)

The intensive prescriptive facial gives enhanced results with professional use only formulations. The extended treatment time allows for a more targeted approach using a wider selection of products and techniques for visible effects.

Skin type/condition:

This prescriptive facial will suit any skin type and condition as products used will be appropriate to the clients skin needs.

Treatment time:

75 minutes.

Treatment Description:

Taking skin care one step further this treatment uses intensive exfoliants to resurface the skin leaving it smooth and soft. Using potent aromatic essential oil blends, powerful targeted serums and specialty masques customised to achieve intensive results, this treatment will leave your skin glowing. (75 minutes).

Key homecare products to recommend:

Skin Kit for skin type
Appropriate Exfoliant
Aromatic Serum

After completing the **Eve Taylor® Consultation Card** to ensure you have considered all client information, potential contra-indications and adaptations, you may proceed with the facial.

1. With 3-4 drops of **Soothing Aromatic Serum** in palms cup hands 6" above client's nose. Ask them to slowly inhale and exhale 3 times then smooth serum across decollete pressing slowly on shoulders to help release tension.
2. Remove eye and lip make-up with **Micellar Cleanse - Eye & Lip** on cotton pads.
3. Cleanse face, neck and decollete with **Clear Cleanse®** on dry skin. Wet hands and repeat cleansing routine. Remove product thoroughly.
4. Carry out **Skin Profiling Analysis** using a magnifying lamp.
5. Cleanse for a second time applying **Cleanser** suitable for skin type using **Facial Cleansing Brush**. Remove product thoroughly.
6. Select and apply appropriate **Exfoliant** for your client's skin. Remove thoroughly with steam towel infused with **Hydrosol**.
7. Foam **Pre-extraction Gel** with a fan brush and apply to areas requiring extractions, cover eyes with cotton wool pads and steam for 5-10 minutes.
8. Remove product from skin and perform extractions. Blot extracted area with **Post-extraction Solution** on cotton pad.
9. Apply suitable **Aromatic Serum** to face, neck and decollete and proceed with **Eve Taylor® Drainage Massage**. Massage of decollete, neck and shoulders may be given using appropriate Pre-Blended Massage Oil. Blot off any residue but do not remove.
10. Apply suitable **Response Serum**.
11. Prepare client with tissues in headband, mix appropriate **Peel Off Masque** with spatula and apply to face. Apply **Soothing Masque**, **Balancing Masque**, **Purifying Masque** or **Anti-oxidant Masque** to neck and decollete with masque brush. Leave on for 10-15 minutes. (hand and arm massage or neck and shoulder massage may be given as this time).
12. Loosen Peel Off Masque around edges with fingers and peel tissues and masque downwards.
13. Remove masque from neck and decollete and any residue with warm steam towel infused with **Hydrosol**.
14. Spritz suitable **Toner** directly to the skin.
15. Apply suitable **Eye Moisturiser** around eye area.
16. Protect the skin with suitable **Moisturiser** and **Solar Protection**.
17. Finish facial with **Seal & Protect Moisturising Lip Balm** application.
18. Complete **Eve Taylor® Skin Profiling Recommendation Sheet** for home care recommendations.



Eve Taylor® Treatment Portfolio - Skin Conditions

Our condition-based facials are a selection of treatment specifically designed to address particular skin conditions or concerns.

Unlike our prescriptive facials which offer benefits determined by the therapist on the day of the treatment, our condition-based facials are step by step protocols using set products to target specific issues and concerns.

The following condition-based treatments use set products to achieve results, however we encourage you to adapt the treatment accordingly should the clients skin require it.

Aroma Spa Signature Facial (75 minutes)

A signature facial experience for the ultimate relaxation.

Age Resist Facial (60 minutes)

An anti-ageing facial created for clients between 25-50 years of age.

Clear & Clarify Facial (60 minutes)

A deep cleansing, decorating facial for those with oil, congested or breakout prone skin.

Cryogenic Facial (60 minutes)

An advanced anti-ageing facial created for clients 50+ years of age.

Glow Facial (60 minutes)

A facial for those with dull skin, uneven tone and hyper-pigmentation issues.

Hydrate Facial (60 minutes)

A facial to intensively hydrate all skin types and conditions experiencing skin dehydration.

Luminous Lift Neck Treatment (60 minutes)

A tonifying treatment for all skin types and conditions to refresh the neck, decollete and face.

Skin Rescue Facial (60 minutes)

A facial for those with sensitive, hypersensitive, reddened or rosacea type skin.

Winter Rescue Facial (60 minutes)

A luxurious facial for all skin types and conditions to nurture skin through cold winter months.

Microdermabrasion Facial (45 minutes)

A treatment to support those offering crystal or diamond head microdermabrasion.

Eve Taylor® Aroma Spa Signature Facial (75 minutes)

The Eve Taylor® Aroma Spa Signature Facial is our luxury facial created for you to offer your clients the upmost client comfort and aromatic treatment experience.

Skin type/condition:

All skin type and conditions.

Treatment time:

75 minutes.

Treatment Description:

The Eve Taylor® Aroma Spa Signature Facial is the ultimate aromatic experience. You are wrapped and cocooned into warm comfortable security whilst pre warmed products are applied using expertly developed tactile techniques to soothe your mind whilst you drift away into the deepest feeling of relaxation. (75 minutes).

Key homecare products to recommend:

Soothing Aromatic Serum
Facial Cleansing Brush
Summer Diffuser Blend

The Aroma Spa Signature Facial focusses on 3 core elements:

Warmth - pre dispensed products gently warmed ready for application, warm steam towels for product removal along with sheets and blankets to cocoon the client for a feeling of securement and safety.

Aroma - the coveted synergy of Geranium, Eucalyptus, Cypress and Lavender essential oils creates a comforting aroma to soothe the senses and aid in deep relaxation.

Techniques - Using specialist Eve Taylor® product application and movements developed to offer a spa like experience for clients to remember.

Preparation for this treatment is key and you will need a warming device such as a towel cabinet to pre-warm products, and heat towels for product removal. You will also need suitable sheets, covers and bedding to offer a luxury feeling.

Bed set up

If a heated under blanket is available, place this onto the couch and have it warming ready for client arrival. Place a large sheet onto the bed, draping at the sides. This will be used to cover over the client and 'cocoon' them. Place a soft pillow at the head of the bed covered with a fluffy towel over it. Place a folded **Eve Taylor® Chest Towel** onto the pillow to give the bed a branded feel at client arrival (this will then be placed over the clients chest). Have a bolster cushion placed at the lower end of the bed ready to place under clients knees. Place a fluffy blanket along one side of the couch ready to finally cover over the client.

Before the client arrives, prepare the following:

x10 cotton disks dampened with water and **Micellar Cleanse Eye & Lip**, placed into towel cabinet to pre-warm.

Facial Cleansing Brush x2 placed into towel cabinet to pre-warm.

x1 **Eye Contour Masque**, dispensed into **Small Flexible Bowl** and a tissue placed over the top (do not add liquid yet).

x4 pumps of **Soothing Masque** customised with x4 drops of **Geranium Hydrosol**, dispensed into a small bowl, placed into towel cabinet to pre-warm.

x2 pumps of **Soothing face Massage Oil** dispensed into a small bowl, placed into towel cabinet to pre-warm.

x1 small jug with 15ml of **Rose Hydrosol** and 15ml of water (30ml in total) placed into towel cabinet to pre-warm.

X4 dampened towels (for product removal) placed into towel cabinet to pre-warm.

x4 **Fan Masque Brush** (2 pairs).

Aroma Diffuser Pod with x4 drops of **Summer Diffuser Blend**.

x6 pumps of **Soothing Cleanser** dispensed into small bowl (*place into towel cabinet to pre-warm directly before the client enters the treatment room to get undressed*).

x4 pumps of **Resurfacing Cream Exfoliant** dispensed into small bowl (*place into towel cabinet to pre-warm directly before the client enters the treatment room to get undressed*).

Eve Taylor® Aroma Spa Signature Facial (75 minutes)

After completing the **Eve Taylor® Consultation Card** to ensure you have considered all client information, potential contra-indications and adaptations, you may proceed with the facial.

Ensure the client is laid comfortably on the bed with bolster cushion under their knees (unless they request not). Wrap the client in the sheet folding one side over, followed by the other side. Fold the end of the sheet under the feet to create a cocoon or enveloped effect. Finally cover with a fluffy blanket and place chest towel over chest and lower décolleté area.

Place bonnet and head band to cover client's hair as required.

1. Begin the treatment by spritzing **Geranium Hydrosol** at arm's length into the air in a rainbow shape, allowing subtle aromatherapy to gently mist onto the clients skin and enter the olfactory system without overwhelming the senses.
2. Place your hands onto the client's shoulders. Ask them to deeply breathe in through the nose and fill the diaphragm until their stomach raises and then breathe out through the mouth, as the client exhales gently press down on the shoulders. Repeat twice. This acts as a symbolic start to the treatment.
3. Take four of the prepared cotton disks out of the towel cabinet and perform the **Eve Taylor® Eye & Lip Cleanse Technique**.
4. Take out the bowl with **Soothing Cleanser** from the towel cabinet and dispense half into the hand (return bowl back into cabinet to keep warm) and perform **Eve Taylor® Cleanse Technique**. Remove cleanser using steam towel infused with **Geranium Hydrosol**.
5. Take out the bowl with remaining **Soothing Cleanser** from the towel cabinet and dispense into the hand and spread onto the face ready for second cleanse. Take the two pre-warmed **Facial Cleansing Brush** and perform **Eve Taylor® Cleanse with Facial Cleansing Brushes Technique**. Remove cleanser with steam towel infused with **Geranium Hydrosol**.
6. Take out the bowl with **Resurfacing Cream Exfoliant** from the towel cabinet and place at the side of the client's head, continue to apply using **Eve Taylor® Fan Brush Application Technique**. (If skin is sensitive, add one pump of **Colloidal Activator** into the bowl with **Resurfacing Cream Exfoliant** to buffer and reduce exfoliant activity). Remove with steam towel infused with **Geranium Hydrosol**.
7. Dispense 10 drops of **Soothing Aromatic Serum** and apply to face, neck and décolleté. Proceed to perform **Eve Taylor® Facial Drainage Massage Technique**.
8. Take prepared jug of liquid (water and **Rose Hydrosol**) out of the towel cabinet and pour into the **Small Flexible Bowl** with pre-dispensed **Eye Contour Masque**. Stir quickly until a smooth paste is achieved. Apply immediately to closed eye area ensuring a thick and even application. Place a folded tissue over the top to adhere masque in place and ensure no running.
9. Take out the bowl with **Soothing Masque** and apply to the face (working around **Eye Contour Masque**), neck and décolleté using **Eve Taylor® Fan Brush Application Technique**.
10. Take pre-warmed **Soothing Massage Oil** out of cabinet and perform neck & shoulder massage or hand & arm massage.
11. After allowing masques to set for 10-15 minutes, remove **Eye Contour Masque** by loosening edges with fingertips and peel masque from eye area. Remove **Soothing Masque** steam towel infused with **Geranium Hydrosol**.
12. Place one hand on client shoulder and spritz **Soothing Toner** directly to the skin.
13. Apply **Refining Eye Gel** around eye area.
14. Apply **Soothing Moisture Cream** to face, neck and décolleté.
15. Protect skin with **C+Bright Priming Moisturiser SPF30**.
16. Dispense **Seal & Protect Lip Balm** using a cotton bud and apply to lips.
17. Finalise the treatment by placing your hands onto the client's shoulders and gently press down. Repeat twice increasing pressure each time.
18. Gently rouse your client if they are asleep and using a soft tone, explain the treatment has now concluded. Remove blanket and unwrap the sheet from them. Slowly raise head bed to allow client to sit up. Offer a glass of refreshing iced water infused with lemon or cucumber.
19. Complete **Eve Taylor® Skin Profiling Recommendation Sheet** for home care recommendations.

Age Resist Facial (60 minutes)

The age resist facial is created for clients in their younger years concerned with intrinsic and extrinsic skin ageing. Using potent formulations clients will see a noticeable difference after one treatment, especially when combined with electrotherapy.

Skin type/condition:

Ageing and pre-maturely ageing skin. Age range 25 -50 years.

Treatment time:

60 minutes.

Treatment Description:

The age resist facial refines and resurfaces prematurely ageing skin to reveal a smooth, soft complexion. Potent antioxidants defend and protect against environmental aggressors whilst stimulating fresh new healthy tissue. Skin is left looking radiant and beautiful regardless of age. (60 minutes).

Key homecare products to recommend:

Perfect Partners - Day & Night Resurfacing Cream Exfoliant
Anti-oxidant Masque

After completing the **Eve Taylor® Consultation Card** to ensure you have considered all client information, potential contra-indications and adaptations, you may proceed with the facial.

1. Remove eye and lip make-up with **Micellar Cleanse - Eye & Lip** on cotton pads.
2. Cleanse face with **Clear Cleanse®** on dry skin. Wet hands and repeat cleansing routine. Remove product thoroughly.
3. Carry out **Skin Profiling Analysis** using a magnifying lamp
4. Cleanse for a second time using 2 pumps of **Dynamic Resurfacing Cleanser** mildly foamed with water. (Optional step) - Intensify the resurfacing action of the cleanse using blade edge of **Eve Taylor® Ultrasonic Micro-therapy Device** on 'exfoliate' setting'. **Dynamic Hydrating Toner** may be spritzed to skin for additional moisture and effectiveness. Remove with sponges.
5. Dispense **Resurfacing Cream Exfoliant** into a bowl and apply a thin layer to face, neck and décolleté with a fan brush, leave for up to 10 minutes depending on skin sensitivity. Neck and shoulder massage may be performed during this time.
6. Remove exfoliant thoroughly with steam towel infused with **Geranium Hydrosol**.
7. Apply **Revitalising Aromatic Serum (No.5)** to face, neck and décolleté and proceed with **Eve Taylor® Drainage Massage**. Blot off any residue but do not remove.
8. Smooth 4 drops of **Oxygen Response Serum** to face, neck and décolleté.
9. Dispense entire contents of **Eye Contour Masque** sachet into a bowl and mix with 30ml of tepid water. Stir quickly until a smooth paste is achieved. Apply immediately to closed eye area ensuring a thick and even application.
10. Using a masque brush apply **Anti-oxidant Masque** to the face (working around **Eye Contour Masque**), neck and décolleté.
11. After allowing masques to set for 10-15 minutes, remove **Eye Contour Masque** by loosening edges with fingertips and peel masque from eye area. Remove **Anti-oxidant Masque** with sponges or steam towel infused with **Geranium Hydrosol**.
12. Spritz **Dynamic Hydrating Toner** directly to the skin.
13. Apply **Nourishing Eye Complex** around eye area.
14. Whilst skin is still damp with toner apply **Moisturising Day Cream SPF30** to face, neck and décolleté, a light application of **C+Bright Priming Moisturiser SPF30** may be applied to further and protect and give a healthy glow.
15. Finalise facial with application of **Seal & Protect Lip Balm**.
16. Complete **Eve Taylor® Skin Profiling Recommendation Sheet** for home care recommendations.

Electrical option:

For increased absorption benefits, ionise **Oxygen Response Serum** with **Anti-oxidant Masque** into the skin for 5-10 minutes using **Eve Taylor® Ultrasonic Micro-therapy Device** on 'PAD + ' or galvanic machine on positive (+) polarity. Please note if using electrotherapy then this must be carried out prior to facial massage.

Clear & Clarify Facial (60 minutes)

This deeply clarifying facial is ideal for younger clients experiencing hormonal congestion or breakouts as well as mature clients with adult breakout concerns. Created to achieve results, this treatment can be performed manually or boosted with electrotherapy

Skin type/condition:

Congested oily skin
Skin with comedones
Breakout prone skin

Treatment time:

60 minutes.

Treatment Description:

An effective deep cleansing facial treatment targeted at those experiencing oiliness, congestion and breakouts. Professional formulations are customised to treat the skin with positive and noticeable results by offering deeply purifying clarifying properties, fighting congestion and breakouts from the inside out. (60 minutes).

Key homecare products to recommend:

Purifying Skin Kit
Resurfacing Cream Exfoliant
Clearing Aromatic Serum No.3

After completing the **Eve Taylor® Consultation Card** to ensure you have considered all client information, potential contra-indications and adaptations, you may proceed with the facial.

1. Remove eye and lip make-up with **Micellar Cleanse - Eye & Lip** on cotton pads.
2. Cleanse face with **Clear Cleanse®** on dry skin. Wet hands and repeat cleansing routine. Remove product thoroughly.
3. Carry out **Skin Profiling Analysis** using a magnifying lamp.
4. Cleanse for a second time using 2 pumps of **Purifying Wash** foamed with warm water and use **Facial Cleansing Brush x2** for an enhanced cleanse. Remove with sponges.
(Alternatively, for clients with full face congested breakouts use **Clarifying Skin Wash**, dispense a 5p sized amount and work into a foam with plenty of warm water before applying to skin and cleansing).
5. Exfoliate the skin using **Enzyme Peel Exfoliant** applied to skin in a thin layer to the skin using a damp fan brush and placed under steam for up to 10 minutes. Remove with steam towel infused with **Lavender Hydrosol**.
6. If comedone extractions are required, whisk **Pre-extraction Gel** with fan brush into a fluffy foam, apply to areas of congestion and steam for 5-10 minutes. For optimal softening and decongesting, use with the flat edge of **Eve Taylor® Ultrasonic Micro-therapy Device** on 'PAD -' or galvanic desincrustation on the negative (-) polarity for 3-4 minutes. Extract comedones as necessary. Upon completion of extractions, dampen a cotton pad with **Post-extraction solution** and blot extracted area to clean and refresh the area.
7. Apply **Clearing Aromatic Serum No.3** to face, neck and décolleté and proceed with **Eve Taylor® Drainage Massage**. Blot off any residue but do not remove.
8. Smooth 4-6 drops of **Sebum Response Serum** to face, neck and décolleté.
9. If skin is experiencing breakout activity, apply **Purifying Spot Gel** to breakouts.
10. Prepare client with folded tissues tucked into headband. Dispense contents of **Clarifying Masque** sachet into a bowl and mix with 90ml of water, stir quickly until a smooth paste is achieved and apply immediately to face ensuring edges are thick and application is even avoiding eyes and lips. Allow to set for 15 minutes then remove by loosening edges with fingertips and peel masque from forehead downwards.
11. Spritz **Purifying Toner** directly to the skin.
12. Apply **Refining Eye Gel** around the eye area.
13. Apply a layer of **Purifying Moisture Lotion** in upward strokes over the face, neck and décolleté. Alternatively, mix **Purifying Moisture Lotion** with **Daily Skin Defence SPF 50** in equal parts and apply the skin.
14. Apply **Seal & Protect Moisturising Lip Balm** to the lips to soften and protect.
15. Finalise facial with application of **Seal & Protect Lip Balm**.
16. Complete **Eve Taylor® Skin Profiling Recommendation Sheet** for home care recommendations.

Electrical option:

For increased absorption benefits, ionise **Sebum Response Serum** layered under **Electro Gel** or **Purifying Masque** into the skin for 5-10 minutes using **Eve Taylor® Ultrasonic Micro-therapy Device** on 'PAD +' or galvanic machine on positive (+) polarity. Please note if using electrotherapy then this must be carried out prior to facial massage.

Cryogenic Facial (60 minutes)

The cryogenic facial is created for mature clients concerned with advanced signs of ageing such as loss of elasticity and loose skin texture.

Skin type/condition:

Mature ageing skin.
Age range 50 years+.

Treatment time:

60 minutes.

Treatment Description:

The cryogenic facial offers the ultimate in skin firming and nourishment. Professional resurfacing smoothes and refines the skin surface while expertly blended age defying formulations and speciality masques tonify the skins surface leaving skin smooth, soft and rejuvenated. (60 minutes).

Key homecare products to recommend:

Resurfacing Cream Exfoliant
Firming Serum
Nourishing Eye Complex

After completing the **Eve Taylor® Consultation Card** to ensure you have considered all client information, potential contraindications and adaptations, you may proceed with the facial.

1. Remove eye and lip make-up with **Micellar Cleanse - Eye & Lip** on cotton pads.
2. Cleanse face with **Clear Cleanse®** on dry skin. Wet hands and repeat cleansing routine. Remove product thoroughly.
3. Carry out **Skin Profiling Analysis** using a magnifying lamp.
4. Cleanse for a second time using 2 pumps of **Dynamic Resurfacing Cleanser** mildly foamed with water. (Optional step) - Intensify the resurfacing action of the cleanse using **Eve Taylor® Ultrasonic Micro-therapy Device** on 'exfoliate' setting'. **Dynamic Hydrating Toner** may be spritzed to skin for additional moisture. Remove with sponges.
5. Dispense **Bio Cream Exfoliant** into a bowl and apply a medium layer to face, neck and décolleté with a fan brush, leave for up to 10 minutes depending on skin sensitivity. Remove exfoliant thoroughly with steam towel infused with **Geranium Hydrosol**.
6. Apply **Rejuvenating Aromatic Serum (No.6)** to face, neck and décolleté and proceed with **Eve Taylor® Drainage Massage**. Blot off any residue but do not remove.
7. Smooth **Firming Serum** to face, neck and décolleté. Follow by applying **Timeline Response Serum** to areas of expression ageing (lines and wrinkles).
8. Dispense entire contents of **Eye Contour Masque** sachet into a bowl and mix with 30ml of **Rose Hydrosol**. Stir quickly until a smooth paste is achieved. Using a spatula apply to closed eye area ensuring a thick application.
9. Dispense entire contents of **Cryogenic Masque** sachet into a bowl and mix with 45ml of water and 45ml of **Peppermint Hydrosol**. Stir quickly until a smooth paste is achieved. Using a spatula apply to face ensuring a thick even application and allow to set for 10-15 minutes. Neck and shoulder massage or hand and arm massage may be performed during this time.
10. After 10-15 minutes, remove masque by loosening edges with finger tips and peel away from face.
11. Spritz **Dynamic Hydrating Toner** directly to the skin.
12. Apply **Nourishing Eye Complex** around eye area.
13. Whilst skin is still damp with toner apply **Moisturising Day Cream SPF30** customised with one pump of **Nourishing Serum** to face, neck and décolleté, a light application of **C+Bright Priming Moisturiser SPF30** may be applied to further protect and give a healthy glow.
14. Finalise facial with application of **Seal & Protect Lip Balm**.
15. Complete **Eve Taylor® Skin Profiling Recommendation Sheet** for home care recommendations.

Electrical option:

For increased absorption benefits, ionise **Firming Serum** and **Timeline Response Serum** with **Anti-oxidant Masque** into the skin for 5-10 minutes using **Eve Taylor® Ultrasonic Micro-therapy Device** on 'PAD + ' or galvanic machine on positive (+) polarity. Please note if using electrotherapy then this must be carried out prior to facial massage.

Glow Facial (60 minutes)

The Glow Facial is designed to treat the ever growing number of clients with uneven skin tone issues. Perfect to brighten the skin before a big event, as a course of pre-wedding facials or offer as an autumn seasonal facial.

Skin type/condition:

Hyperpigmented skin. Clients with uneven skin tone. Dull, lackluster skin.

Treatment time:

60 minutes.

Treatment Description:

Illuminate dull, lackluster, pigmented skin with this brightening facial. Professional resurfacing smoothes and softens the skin ready for Vitamin C rich serums and specialty masques. Illuminating moisturiser protects and re-energizes, leaving skin flawlessly radiant, bright and glowing.
(60 minutes).

Key homecare products to recommend:

Dynamic Resurfacing Cleanser
Illuminating Serum
C+Bright Priming Moisturiser

After completing the **Eve Taylor® Consultation Card** to ensure you have considered all client information, potential contra-indications and adaptations, you may proceed with the facial.

1. Remove eye and lip make-up with **Micellar Cleanse - Eye & Lip** on cotton pads.
2. Cleanse face with **Clear Cleanse®** on dry skin. Wet hands and repeat cleansing routine. Remove product thoroughly.
3. Carry out **Skin Profiling Analysis** using a magnifying lamp.
4. Cleanse for a second time using 2 pumps of **Dynamic Resurfacing Cleanser** mildly foamed with water. (Optional step) - Intensify resurfacing cleanse using **Eve Taylor® Ultrasonic Micro-therapy Device** on 'exfoliate setting'. **Dynamic Toner** may be spritzed to skin for additional moisture and effectiveness. Remove with sponges.
5. Apply a thin layer of **Bio Cream Exfoliant** to face, neck and décolleté and leave for up to 10 minutes depending on skin sensitivity. Remove exfoliant thoroughly with warm steam towel customised with **Orange Hydrosol**.
6. Apply **Rejuvenating Aromatic Serum (No.6)** to face, neck and décolleté and proceed with **Eve Taylor® Drainage Massage**. Blot off any residue but do not remove.
7. Smooth 4-6 drops of **Pigment Response Serum** to face, neck and décolleté.
8. Prepare client with folded tissues tucked into headband. Mix entire contents of **Brightening Masque** sachet into a bowl with 45ml of tepid water and 45ml of **Orange Hydrosol**. Stir quickly until a smooth paste is achieved. Apply immediately to face ensuring edges are thick and application is even avoiding eyes and lips. Allow to set for 15 minutes. Remove by loosening edges with fingertips and peel masque from forehead downwards.
9. Smooth **Brightening Serum** over face, neck and décolleté.
10. Spritz **Soothing Toner** directly to the skin.
11. Apply **Nourishing Eye Complex** around eye area.
12. Protect the skin with **C+Bright Moisturiser SPF30**.
13. Finalise facial with **Seal & Protect Lip Balm** application.
14. Complete **Eve Taylor® Skin Profiling Recommendation Sheet** for home care recommendations.

Electrical option:

For increased absorption benefits, ionise **Pigment Response Serum** (with **Anti-oxidant Masque** for conductivity and further brightening benefits) into the skin for 5-10 minutes using **Eve Taylor® Ultrasonic Micro-therapy Device** on 'PAD + ' or galvanic machine on positive (+) polarity. Please note if using electrotherapy then this must be carried out prior to facial massage.

Hydrate Facial (60 minutes)

The Hydrate facial is created as the perfect offering to intensively hydrate parched skin. It may be promoted as a summer treatment, pre or post holiday, or for those clients who often experience skin dehydration due to drying air conditioning in their workplace.

Skin type/condition:

All skin types and conditions.

Treatment time:

60 minutes.

Treatment Description:

Restore hydration to your skin with our ultra hydrating facial. Plumps the skin and softens fine lines with moisture infusing hydrators. Ideal for parched post-holiday skin, or to prep skin before summer getaways. (60 minutes).

Key homecare products to recommend:

Hydrating Serum
Refining Eye Gel
Soothing Masque

After completing the **Eve Taylor® Consultation Card** to ensure you have considered all client information, potential contraindications and adaptations, you may proceed with the facial.

1. Remove eye and lip make-up with **Micellar Cleanse - Eye & Lip** on cotton pads.
2. Cleanse face with **Clear Cleanse®** on dry skin. Wet hands and repeat cleansing routine. Remove product thoroughly.
3. Carry out **Skin Profiling Analysis** using a magnifying lamp.
4. Cleanse for a second time applying **Balancing Cleanser** and use **Facial Cleansing Brush** x2 for an enhanced cleanse. Remove with sponges.
5. Dispense half a teaspoon amount of **Micro-fine Daily Exfoliant** into a bowl, add water and mix into a creamy paste. Using a fan brush, apply to face, neck and décolleté and continue to massage around skin using upward circular movements for 1-2 minutes. Remove product thoroughly.
6. Continue with an application of **Balancing Aromatic Serum (No.4)** and proceed to perform **Eve Taylor® Drainage Massage**.
7. Apply a generous layer of **Hydrating Serum** to face, neck and décolleté, followed by a thin layer of **Soothing Masque**.
8. Prepare client with folded tissues tucked into headband. Mix entire contents of **Bio Masque** sachet into a bowl with 45ml of water and 45ml of **Rose Hydrosol**. Stir quickly until a smooth paste is achieved. Apply immediately to face ensuring edges are thick and application is even. Allow to set for 15 minutes. Remove by loosening edges with fingertips and peel masque from forehead downwards.
9. Smooth an additional layer of **Hydrating Serum** over face neck and décolleté area.
10. Follow with a generous spritz of **Balancing Toner**.
11. Apply **Refining Eye Gel** around eye area.
12. Continue with application of **Ultra Soothing Moisture Cream** customised with 1 pump of **Hydrating Serum**.
13. Follow with **Moisturising Solar Shield SPF25**.
14. Finalise treatment by smoothing **Seal and Protect Lip Moisturising Balm** to lips.
15. Complete **Eve Taylor® Skin Profiling Recommendation Sheet** for home care recommendations.

Electrical option:

For increased absorption benefits, ionise **Hydrating Serum** layered under **Soothing Masque** into the skin for 5-10 minutes using **Eve Taylor® Ultrasonic Micro-therapy Device** on 'PAD + ' or galvanic machine on positive (+) polarity. Please note if using electrotherapy then this must be carried out prior to facial massage.

Luminous Lift Neck Treatment (60 minutes)

Springboard your treatment bookings with this firming neck and face treatment. Tonifying and firming formulations promote a lifting effect whilst floral waters create an uplifting aromatic client experience.

Skin type/condition:

All skin types and conditions.

Treatment time:

60 minutes.

Treatment Description:

This decadent treatment re-energises the face whilst tonifying and reviving the delicate skin of the neck and décolleté. Specialist firming formulations boost and nourish the complexion for fresh and luminous skin. (60 minutes).

Key homecare products to recommend:

Facial Cleansing Brush
Firming Serum
Replenishing Neck Cream

After completing the **Eve Taylor® Consultation Card** to ensure you have considered all client information, potential contra-indications and adaptations, you may proceed with the facial.

1. Remove eye and lip make-up with **Micellar Cleanse - Eye & Lip** on cotton pads.
2. Cleanse face with **Clear Cleanse®** on dry skin. Wet hands and repeat cleansing routine. Remove thoroughly.
3. Spread **Soothing Cleanser** customised with **Rose Hydrosol** across the face, front of neck, sides of neck and décolleté area. Using dampened **Facial Cleansing Brush** x2 work in circular motions over décolleté area and to shoulders. Continue to gently work over the throat area then gently turn the clients head to the right and thoroughly cleanse the left side of the neck up to the ear area, repeat on the other side of the neck. Continue to work up and around the face. Remove cleanser with sponges or hot towel. Dry the neck and décolleté area with chest towel and blot the face dry with tissue.
4. Dispense a teaspoon full of **Micro-fine Daily Exfoliant** into a small bowl, add **Rose Hydrosol** and mix with a fan brush until foam consistency is achieved. Apply a generous layer with fan brush to the face, front of neck, sides of neck and décolleté area then massage round with dampened hands in free flowing circular movements. Concentrate on any areas of skin build up, congestion or pigmentation. Remove with sponges or hot towel. Dry the neck and décolleté area with chest towel and blot the face dry with tissue.
5. Spread **Revitalising Face Massage Oil** to décolleté, deltoids, trapezius, neck and face. Perform Face, neck and shoulder massage. Blot off residual oil with tissue once completed.
6. Using fingertips smooth **Firming Serum** to décolleté, neck and face.
7. Mix 100ml of **Toning Mask** (from Spa Body range) with approximately 70ml of **Rose Hydrosol** and stir until an icing like consistency is achieved. Apply immediately to the décolleté and neck with a spatula using a thick application method. For client comfort place a piece of bedroll or large tissues over the top of the mask and cover with towels/blanket to keep client warm.
8. Apply (pre warmed) **Soothing Masque** customised with 4-6 drops of **Rose Hydrosol** to the face. Place pre-warmed cotton pads dampened with **Rose Hydrosol** on eye area to soothe and hydrate. Perform hand & arm massage using **Relax & Self Indulgent AromaWax Candle**.
9. After 10 minutes peel **Toning Mask** from the skin in a single piece. **Soothing Masque** may be removed from the face using hot towels or damp sponges.
10. Spritz **Soothing Toner** over face, neck and décolleté.
11. Apply **Nourishing Eye Complex** to eye area to nourish and brighten.
12. Generously apply **Replenishing Neck Cream** to décolleté and neck. Ensure the sides and back of neck are adequately moisturised.
13. Apply **Moisturising Day Cream SPF30** to face to nourish and protect.
14. Apply **Seal & Protect Moisturising Lip Balm** to lip area.
15. Finalise the treatment by spritzing **Rose Hydrosol** over client in an arch formation.
16. Complete **Eve Taylor® Skin Profiling Recommendation Sheet** for home care recommendations.

Skin Rescue Facial (60 minutes)

The Skin Rescue facial is the perfect facial for clients with hypersensitive, reddened or reactive skin. Using powerful oatmeal and botanicals this facial can be customised to target treat the type of sensitivity on the skin to ensure the very best treatment outcome.

Skin type/condition:

Sensitive & hypersensitive
Reactive skin
Skin with redness
Eczema type skin

Treatment time:

60 minutes.

Treatment Description:

The Skin Rescue Facial gives instant relief to sensitive complexions. Therapeutic Oatmeal instantly soothes and calms the skin, targeting irritation, whilst botanicals support and ease redness for skin that's happy, soothed and resilient to environmental aggression. (60 minutes).

Key homecare products to recommend:

Ultra Soothing Cleanser
Ultra Soothing Moisture Cream
Soothing Aromatic Serum

After completing the **Eve Taylor® Consultation Card** to ensure you have considered all client information, potential contra-indications and adaptations, you may proceed with the facial.

1. Remove eye and lip make-up with **Ultra Soothing Cleanser** on dampened cotton wool pads.
2. Cleanse face, neck and décolleté with **Ultra Soothing Cleanser**. Remove product thoroughly with cool water.
3. Carry out **Skin Profiling Analysis** using a magnifying lamp.
4. Repeat cleanse with **Ultra Soothing Cleanser**. (**Facial Cleansing Brush** x2 may be used at this stage to enhance the cleanse depending on level of sensitivity).
5. Dispense 2 pumps of **Ultra Soothing Cleanser** into a small bowl and add half a teaspoon amount of **Micro-fine Daily Exfoliant**. Mix together with a fan brush until a creamy foam consistency is achieved (a few drops of water may be added). Apply with brush to face neck and décolleté and work around skin using gentle gliding movements.
6. Proceed with **Eve Taylor® Drainage Massage** by applying 10 drops of aromatic serum to face, neck and décolleté. Select **Soothing Aromatic Serum (No.1)** for sensitive skin or **Calming Aromatic Serum (No.2)** for reddened/rosacea type skin. Alternatively use **Aqua-Mass Water Dispersible Oil** for impaired eczema type skin. Once massage is complete, blot off any residual serum but do not remove.
(Optional - Cool marble stones may be incorporated into the massage for additional soothing benefits).
7. Prepare client with dampened cotton pads over the eyes and place gauze dampened with **Chamomile Hydrosol** over the face, neck and décolleté.
Mix 2 level scoops (100 grams) of **Colloidal Oatmeal Masque** with approximately 50-60ml of warm water and add 6 pumps of **Colloidal Activator**, mix until a creamy paste is achieved. With spatula apply masque over gauze in a thick even application and leave under steam for 15 minutes (the steam will keep the masque moist without increasing the temperature of the client's skin). Alternatively, apply a layer of gauze over the top of the masque and drape a warm steam towel to keep the masque moist and warm.
8. Massage the client's neck and shoulders with **Anti-Stress Body Massage Oil** to ease tension and promote deep relaxation whilst masque is working on skin.
9. Roll gauze upwards from the neck to the forehead and lift away. Gently remove residue with cool sponges.
10. Spritz **Ultra Soothing Toner** directly to the skin.
11. Apply **Refining Eye Gel** around eye area.
12. Apply **Ultra Soothing Moisture Cream** to face, neck and décolleté.
13. Protect skin with **Moisturising Solar Shield SPF25**.
14. Finalise facial with application of **Seal & Protect Lip Balm**.
15. Complete **Eve Taylor® Skin Profiling Recommendation Sheet** for home care recommendations.

Electrical option:

Mix 2 pumps of **Colloidal Activator** with 4 pumps of **Soothing Masque** into a creamy gel consistency and apply to skin using a masque brush. Continue with **Eve Taylor® Ultrasonic Micro-therapy Device** on 'PAD + ' setting or galvanic iontophoresis on the positive (+) polarity for approximately 3-5 minutes for part face and 10-12 minutes for full face and neck. Please note if using electro therapy then this must be carried out prior to facial massage.

Winter Rescue Facial (60 minutes)

As winter approaches so does the onset of external changes to our skin which can lead to uncomfortable issues. Combat the effects of cold wind and warm central heating with this hydrating, barrier repairing facial, created to leave your clients skin supple and protected from the harsh elements.

Skin type/condition:

Dry and dehydrated skin due to central heating Outside workers or those exposed to the elements.

Treatment time:

60 minutes.

Treatment Description:

The Eve Taylor® Winter Rescue Facial relieves your skin from redness, irritation and dryness this season. With the cosy warmth of steam towels and nutrient rich oatmeal your skin will be left soothed, hydrated and nourished. (60 minutes).

Key homecare products to recommend:

Ultra Soothing Cleanser
Hydrating Serum
Seal & Protect Lip Balm

After completing the **Eve Taylor® Consultation Card** to ensure you have considered all client information, potential contra-indications and adaptations, you may proceed with the facial.

1. Remove eye and lip make-up with **Micellar Cleanse - Eye & Lip** on cotton pads.
2. Cleanse face with **Clear Cleanse®** on dry skin. Wet hands and repeat cleansing routine. Remove thoroughly
3. Carry out **Skin Profiling Analysis** using a magnifying lamp.
4. Cleanse for a second time applying **Ultra Soothing Cleanser** and use **Facial cleansing Brush** x2 for an enhanced cleanse. Remove with sponges.
5. Mix **Soothing Cleanser** and **Exfoliating Scrub** together, spread over face, neck and décolleté and work around in gentle circular motions, focusing on any areas of skin build up. Remove exfoliant thoroughly with a steam towel infused with **Chamomile Hydrosol**.
6. Apply **Soothing Aromatic Serum (No1)** to face, neck and décolleté and proceed with **Eve Taylor® Drainage Massage**. Blot off any residue but do not remove.
7. Prepare client with dampened cotton pads over the eyes and place gauze dampened with **Chamomile Hydrosol** over the face, neck and décolleté. Mix 2 level scoops (100 grams) of **Colloidal Oatmeal Masque** with approximately 50-60ml of warm water and add 6 pumps of **Colloidal Activator**, mix until a creamy paste is achieved. With spatula apply masque over gauze in a thick even application and leave under steam for 15 minutes (the steam will keep the masque moist without increasing the temperature of the client's skin). Alternatively, apply a layer of gauze over the top of the masque and drape a warm steam towel to keep the masque moist.
8. Perform neck and shoulder massage using the warm luxurious **Frankincense, Amber & Cedarwood Aromawax Massage Candle**, ensuring you sooth tension in the shoulder area.
9. Roll gauze upwards from the neck to the forehead and lift away. Gently massage any creamy residue into the skin for maximum benefits or gently remove residue with a warm steam towel infused with **Chamomile Hydrosol**.
10. Smooth **Hydrating Serum** on face, neck and décolleté.
11. Spritz **Ultra Soothing Toner** directly to the skin.
12. Apply **Nourishing Eye Complex** to eye area.
13. Protect the skin with **Ultra Soothing Moisture Cream** mixed with **Moisturising Solar Shield SPF25**.
14. Finish facial with application of **Seal & Protect Moisturising Lip Balm**.
15. Complete **Eve Taylor® Skin Profiling Recommendation Sheet** for home care recommendations.

Microdermabrasion Facial (45 minutes)

The microdermabrasion facial uses Eve Taylor® products to enhance and compliment all microdermabrasion treatments whether crystal or diamond head.

Treatment time:
45 minutes.

Treatment Description:

Get fresh bright skin with this microdermabrasion treatment to thoroughly and effectively slough away dulling skin cells. Soothing products nourish and protect to keep skin feeling soft and hydrated.

Key homecare products to recommend:

Ultra Soothing Skin Kit
Hydrating Serum
Daily Skin Defence SPF50

After completing the **Eve Taylor® Consultation Card** to ensure you have considered all client information, potential contra-indications and adaptations, you may proceed with the facial.

1. Remove eye and lip make-up with **Micellar Cleanse - Eye & Lip** on cotton pads.
2. Cleanse face, neck and décolleté with **Clear Cleanse®** on dry skin. Wet hands and repeat cleansing routine. Remove product thoroughly.
3. Cleanse for a second time using **Purifying Wash**. Remove product thoroughly.
4. Ensure skin is completely dry using tissues.
5. Perform microdermabrasion using machine of choice and ensure all debris is removed from skin surface once complete.
6. Apply a layer of **Hydrating Serum**.
7. Apply **Soothing Masque** to face, neck and décolleté with masque brush. Remove with tepid sponges. Alternatively, prepare client with tissues in headband, mix **Bio Masque** with spatula and apply to face. Leave on for 10-15 minutes then loosen Bio Masque around edges with fingers and peel tissues and masque away from the skin.
8. Spritz **Ultra Soothing Toner** directly onto the skin.
9. Apply **Refining Eye Gel** around eye area.
10. Apply **Ultra Soothing Moisture Cream**.
11. Protect the skin with **Moisturising Solar Shield SPF25** or **Daily Skin Defence SPF50**.
12. Finish facial with application of **Seal & Protect Moisturising Lip Balm**.
13. Complete **Eve Taylor® Skin Profiling Recommendation Sheet** for home care recommendations.



Eve Taylor® Target+ Treatments

To help you meet the needs of time compressed clients we have created a selection of 30 minute Target+ treatments.

These results focused mini treatments use key formulations in the Eve Taylor range combined with the supreme technology of the Eve Taylor Ultrasonic Micro-therapy Device for increased effects and results.

Target+ Ultrasonic Facials compliment full facial treatments and can be carried out in the weeks between treatments, this is especially beneficial when treating specific concerns such as hyper-pigmentation or problematic skin.

Target+ Ultrasonic Facials are ideal for those who don't have time for full facials and can be marketed as stand-alone treatments or lunchtime facials .

They can be combined with other services you offer such as nails, waxing or massage, allowing you to offer an all-round beauty package.

By offering shorter result focused treatments, it allows you to see more clients throughout the day which will increase your bookings whilst gives more retailing opportunities.

Target+ treatments include:

Target+ Clear (for oily, congested skin).

Target+ Eye Bright (for the eye area).

Target+ Glow (for dull skin).

Target+ Hydrate (for dehydrated skin).

Target+ Lip Smooth (for the lip area).

Target+ Resurface (for rough, ageing skin).

Target+ Soothe (for sensitive or irritated skin).

Target+ Clear (30 minutes)

Decongest the skin with this advanced targeted treatment. Perfect to offer to clients experiencing oiliness and congestion, this treatment immediately improves the skin for a fresh, clear complexion. Ideal to offer in between regular facials or as a skin boost before important events.

Skin type/condition:

Oily, congested, comedonal skin.

Contra-indications:

Pregnancy, epilepsy, clients with pacemaker or metal implants.

Treatment time:

30 minutes.

Treatment Description:

Clear oiliness and congested skin with this targeted results focused treatment. Purifying botanicals and supreme technology clarify and decongest the skin for a fresh faced complexion. (30 minutes).

Key homecare products to recommend:

Purifying Wash
Clearing Aromatic Serum
Purifying Moisture Lotion

After completing the **Eve Taylor® Consultation Card** to ensure you have considered all client information, potential contra-indications and adaptations, you may proceed with the facial.

1. Cleanse face with **Clear Cleanse®** on dry skin. Wet hands and repeat cleansing routine. Remove thoroughly.
2. Dispense 2 pumps of **Purifying Wash** and half a teaspoon amount of **Micro-fine Daily Exfoliant** into a bowl, add a small amount of water and whisk with a fan brush until a foam consistency is achieved. Apply to the face, neck and décolleté with fan brush and work into skin with hands to cleanse.
3. With product still on skin surface, generously spritz **Purifying Toner** to ensure skin moisture.
4. Use **Eve Taylor® Ultrasonic Micro-therapy Device** on 'exfoliate setting' and held at a 45 degree angle to remove surface cleanser in upward motions. Re-spritz skin if surface moisture evaporates and ensure excess cleanser is wiped from the blade regularly. Upon completion remove cleanser remnants from the skin thoroughly with sponges or steam towels.
5. Dispense **Pre-extraction Gel** into suitable bowl and whisk with fan brush into a fluffy foam consistency. Apply to areas of congestion in a thick 'blobbing' action.
6. Use the flat edge of **Eve Taylor® Ultrasonic Micro-therapy Device** on 'PAD -' over **Pre-extraction Gel** in light upward circular motions for 5 minutes to saponify excess sebum, soften the skin and loosen impaction plugs.
7. Remove product using blade edge of **Eve Taylor® Ultrasonic Micro-therapy Device** on 'exfoliate setting' held at a 45 degree angle. Remove any excess product thoroughly with sponges.
8. If extractions are required, use blade edge of **Eve Taylor® Ultrasonic Micro-therapy Device** on 'exfoliate setting' held at a 45 degree angle at the side of the comedone to lift from the follicle. Upon completion of extractions, dampen a cotton pad with **Post-extraction Solution** and blot extracted area to sanitise.
9. Smooth 4 drops of **Sebum Response Serum** to face.
10. Apply a medium layer **Purifying Masque** to face, neck and décolleté with fan brush.
11. Using **Eve Taylor® Ultrasonic Micro-therapy Device** on 'PAD +', use the flat side of the blade in gentle upward, outward movements to ionise **Purifying Masque** into the skin.
12. Upon completion remove masque thoroughly with sponges or steam towel.
13. Smooth 3 drops of **Clearing Aromatic Serum** to face.
14. Spritz **Purifying Toner** directly to the skin.
15. Apply **Purifying Moisture Lotion** to the skin followed by a light application of **C+Bright Moisturiser SPF30** to brighten and protect.
16. Complete **Eve Taylor® Skin Profiling Recommendation Sheet** for home care recommendations.

Target+ Eye Bright (30 minutes)

This highly effective eye treatment conditions and refines the eye area and may be incorporated into your service menu as a stand alone treatment, or as part of a full facial treatment as an upsell for increased revenue.

Skin type/condition:

Dark circles, under eye dehydration, crepeyness.

Contra-indications:

Pregnancy, epilepsy, clients with pacemaker or metal implants.

Treatment time:

30 minutes.

Treatment Description:

Refresh and revive the delicate eye area with this brightening eye treatment. Using supreme technology and expertly created massage techniques, eyes are left soothed, brightened and revitalised. (30 minutes).

Key homecare products to recommend:

Micellar Cleanse
Firming Serum
Nourishing Eye Complex

After completing the **Eve Taylor® Consultation Card** to ensure you have considered all client information, potential contra-indications and adaptations, you may proceed with the facial.

1. Dispense **Micellar Cleanse Eye & Lip** on two dampened cotton disks and place over closed eyes; thoroughly cleanse eye area of all make-up and debris one eye at a time. Repeat process for eyes with heavy make-up.
2. Dispense a small amount of **Micro-fine Daily Exfoliant** into a bowl, add water and whisk with fan brush to create a foam consistency. Ask the client to keep their eyes closed and apply a thin layer around the eye area (brow bone and lower lid area) area using a small fan brush. Ensure none of the product enters the eye.
3. Continue to gently massage product around the area for 2-3 minutes. Remove with dampened cotton disks.
4. Using ring finger, smooth 2 drops of **Oxygen Response Serum** around each eye.
5. Perform **Eve Taylor® Revitalising Eye Massage**.
6. Smooth **Firming Serum** around eye area.
7. Apply **Timeline Response Serum** to areas of expression ageing, such as character lines (crows feet).
8. Apply a medium layer of **Electro Gel** to under eye area.
9. Take **Eve Taylor® Ultrasonic Micro-therapy Device** on 'PAD +' and use the flat side of the blade to push **Firming Serum** and **Timeline Response Serum** into the skin.
Start at the inner corner of the under eye and work in slow, gentle outward movements to outer corner of under eye. Repeat x6 under each eye.
10. Gently remove excess **Electro Gel** from eye area.
11. Dispense contents of **Eye Contour Masque** sachet into a bowl and mix with 30ml of **Rose Hydrosol**. Stir quickly until a smooth paste is achieved. Apply immediately to closed eye area, over eyebrows and to cheek bone area, ensuring a thick and even application.
12. Massage scalp while allowing **Eye Contour Masque** to set for 7-10 minutes.
13. Peel off masque and remove any residue with water.
14. Apply eye moisturiser around eye area using ring finger. Select **Nourishing Eye Complex** for dark circles, lines and signs of ageing or **Refining Eye Gel** for irritation, puffiness or dehydration.
15. Complete **Eve Taylor® Skin Profiling Recommendation Sheet** for home care recommendations.

Target+ Glow (30 minutes)

This results driven treatment focusses on giving clients bright glowing, radiant skin. Using brightening botanicals combined with ultra sonic technology you can achieve impressive results in a fraction of the time. Perfect to offer as part of a beauty package.

Skin type/condition:

Dull, lackluster
hyperpigmented skin.

Contra-indications:

Pregnancy, epilepsy,
clients with pacemaker or
metal implants.

Treatment time:

30 minutes.

Treatment Description:

Get your glow with this results focussed treatment. Professional resurfacing brightens the complexion whilst illuminating botanicals combined with supreme technology offer skin radiance and a naturally beautiful glow. (30 minutes).

Key homecare products to recommend:

Dynamic Resurfacing Cleanser
Illuminating Serum
C+Bright Priming Moisturiser SPF30

After completing the **Eve Taylor® Consultation Card** to ensure you have considered all client information, potential contra-indications and adaptations, you may proceed with the facial.

1. Cleanse face with **Clear Cleanse®** on dry skin. Wet hands and repeat cleansing routine. Remove thoroughly.
2. Dispense 2 pumps of **Dynamic Resurfacing Cleanser** into a bowl, add a small amount of water and whisk with a fan brush until a mild creamy foam is achieved. Apply to the face, neck and décolleté with fan brush and work into skin with hands to cleanse.
3. With **Dynamic Resurfacing Cleanser** still on skin surface, generously spritz **Soothing Toner** to ensure skin moisture.
4. Use **Eve Taylor® Ultrasonic Micro-therapy Device** on 'exfoliate setting' and held at a 45 degree angle to remove surface cleanser in upward motions. Re-spritz skin if surface moisture evaporates and ensure excess cleanser is wiped from the blade regularly. Upon completion remove cleanser remnants from the skin thoroughly with sponges or steam towels.
5. Apply **Resurfacing Cream Exfoliant** to the skin using a fan brush, the gently massage into skin with fingertips for 5 minutes. Remove thoroughly with sponges or steam towels.
6. Smooth 4-6 drops of **Pigment Response Serum** to face, neck and décolleté.
7. Apply a medium layer **Anti-oxidant Masque** to face, neck and décolleté with fan brush.
8. Using **Eve Taylor® Ultrasonic Micro-therapy Device** on 'PAD +', use the flat side of the blade in gentle upward, outward movements to ionise **Anti-oxidant Masque** into the skin.
9. Upon completion remove masque thoroughly with sponges or steam towel.
10. Smooth **Brightening Serum** to face, neck and décolleté.
11. Spritz **Soothing Toner** directly to the skin.
12. Protect and brighten the skin with a generous application of **C+Bright Moisturiser SPF30**.
13. Complete **Eve Taylor® Skin Profiling Recommendation Sheet** for home care recommendations.

Target+ Hydrate (30 minutes)

Re-hydrate your clients skin with this ultra hydrating advanced treatment. Hydrators are driven into the skin using ultrasonic technology leaving skin moist and dewy. Ideal to offer as part of a seasonal promotions or for those clients affected with dehydrated skin.

Skin type/condition:

All skin types and conditions.

Contra-indications:

Pregnancy, epilepsy, clients with pacemaker or metal implants.

Treatment time:

30 minutes.

Treatment Description:

Quench thirsty skin with this ultra hydrating mini treatment. Supreme technology pushes hydrators into deeper skin layers for maximum moisture levels. Skin is left feeling hydrated, soft and supple. (30 minutes).

Key homecare products to recommend:

Balancing Cleanser
Hydrating Serum
Soothing Masque

After completing the **Eve Taylor® Consultation Card** to ensure you have considered all client information, potential contra-indications and adaptations, you may proceed with the facial.

1. Cleanse face with **Clear Cleanse®** on dry skin. Wet hands and repeat cleansing routine. Remove thoroughly.
2. Dispense 2 pumps of **Balancing Cleanser** and half a teaspoon amount of **Micro-fine Daily Exfoliant** into a bowl, add a small amount of water and mix with a fan brush until a mild creamy foam is achieved. Apply to the face, neck and décolleté with fan brush and work into skin with hands to cleanse.
3. With product still on skin, generously spritz **Balancing Toner** to ensure skin surface maintains moisture levels.
4. Use **Eve Taylor® Ultrasonic Micro-therapy Device** on 'exfoliate setting' and held at a 45 degree angle to remove surface cleanser in upward motions. Re-spritz skin if surface moisture evaporates and ensure excess cleanser is wiped from the blade regularly. Upon completion remove cleanser remnants from the skin thoroughly with sponges or steam towels.
5. Smooth **Hydrating Serum** to face, neck and décolleté.
6. Apply **Soothing Masque** customised with **Rose Hydrosol** to face, neck and décolleté with fan brush.
7. Using **Eve Taylor® Ultrasonic Micro-therapy Device** on 'PAD +', use the flat side of the blade in gentle upward, outward movements to ionise **Soothing Masque** into the skin.
8. Upon completion remove masque thoroughly with sponges or steam towel.
9. Smooth a second application of **Hydrating Serum** to face, neck and décolleté.
10. Spritz **Balancing Toner** directly to the skin.
11. Apply **Balancing Moisture Cream** to face, neck and décolleté.
12. Protect and brighten the skin with a generous application of **C+Bright Moisturiser SPF30**.
13. Complete **Eve Taylor® Skin Profiling Recommendation Sheet** for home care recommendations.

Target+ Lip Smooth (30 minutes)

This effective lip treatment is ideal to offer as a stand alone service or as upsell to a full facial. It's the perfect treatment to offer to non-facial clients or those who visit for 'beauty' treatments and can be offered as part of a 'Lashes, Lips & Nails' package.

Skin type/condition:

All skin types and conditions.

Contra-indications:

Pregnancy, epilepsy, clients with pacemaker or metal implants.

Treatment time:

30 minutes.

Treatment Description:

Make sure your lips are kissable with this conditioning treatment. Hydrating serums and ultrasonic technology soften and moisturise the lips leaving them silky smooth and nourished, your loved one won't be able to resist! (30 minutes).

Key homecare products to recommend:

Hydrating Serum
Seal & Protect Moisturising Lip Balm

After completing the **Eve Taylor® Consultation Card** to ensure you have considered all client information, potential contra-indications and adaptations, you may proceed with the facial.

1. Cleanse lips using **Micellar Cleanse - Eye & Lip** on damp cotton disks.
2. Dispense a small amount of **Micro-fine Daily Exfoliant** into a bowl, add **Rose Hydrosol** and whisk with fan brush to create a foam consistency. Using a fan brush apply to the lip area.
3. Using ring finger, continue to gently massage product around the area for 2-3 minutes. Remove with dampened cotton disks or sponges and blot dry with tissue.
4. Apply a thin layer of **Hydrating Serum** to the lips.
5. Apply **Time-line Response Serum** above the top lip to any vertical lines.
6. Apply a thin layer of **Anti-oxidant Masque** to lips with fan brush and take **Eve Taylor® Ultrasonic Micro-therapy Device** on 'PAD +' and use the flat side of the blade to push **Anti-oxidant Masque** into lips. Start at the left hand corner of the top lip and work the flat side of the blade over the lip to the right hand side x10. Repeat on the left hand corner of the bottom lip x10.
7. Remove any excess product with damp cotton disk or sponge.
8. Apply a thin layer of **Seal & Protect Moisturising Lip Balm** and perform **Eve Taylor® Energising Lip Massage**.
9. Mix half of the **Lip Contour Masque** sachet with 15ml of **Rose Hydrolat** (for those with very dry/dehydrated lips) or **Peppermint Hydrosol** (for those wanting fuller lip appearance) into a paste consistency and apply generously to closed lip area with a spatula.
10. Whilst masque is on lips, perform shoulder pressing movement to encourage relaxation.
11. Allow masque to set for 5 minutes before peeling away. Wipe any residue away with a sponge.
12. Finalise treatment with a application of **Seal & Protect Moisturising Lip Balm** to soften, smooth and protect.
13. Complete **Eve Taylor® Skin Profiling Recommendation Sheet** for home care recommendations

Target+ Resurface (30 minutes)

This age defying resurfacing treatment offers your clients smooth fresh skin in minutes. Powerful professional exfoliants combine with ultrasonic technology for a renewed complexion and visible brightness. Ideal to be combined with other services on your menu as part of a 'package'.

Skin type/condition:

Ageing, rough or tired skin.

Contra-indications:

Pregnancy, epilepsy, clients with pacemaker or metal implants.

Treatment time:

30 minutes.

Treatment Description:

Defy the hands of time with this professional resurfacing treatment. Potent formulations and supreme technology work hand in hand to slough away dulling skin cells revealing a bright, youthful complexion. (30 minutes).

Key homecare products to recommend:

Dynamic Resurfacing Cleanser
Resurfacing Cream Exfoliant
Hydrating Serum

After completing the **Eve Taylor® Consultation Card** to ensure you have considered all client information, potential contra-indications and adaptations, you may proceed with the facial.

1. Cleanse face with **Clear Cleanse®** on dry skin. Wet hands and repeat cleansing routine. Remove thoroughly.
2. Dispense 2 pumps of **Dynamic Resurfacing Cleanser** into a bowl, add a small amount of water and whisk with a fan brush until a mild creamy foam is achieved. Apply to the face, neck and décolleté with fan brush and work into skin with hands to cleanse.
3. With **Dynamic Resurfacing Cleanser** still on skin surface, generously spritz **Dynamic Hydrating Toner** to ensure skin maintains moisture on surface.
4. Use **Eve Taylor® Ultrasonic Micro-therapy Device** on 'exfoliate setting' and held at a 45 degree angle to remove surface cleanser in upward motions. Re-spritz skin if surface moisture evaporates and ensure excess cleanser is wiped from the blade regularly. Upon completion remove cleanser remnants from the skin thoroughly with sponges or steam towels.
5. Dampen cotton pad with **Orange Hydrosol** and wipe over skin to 'degrease' for maximum resurfacing actions.
6. Dispense **Bio Cream Exfoliant** into a bowl and apply a medium layer to face, neck and décolleté with a fan brush, leave on skin for 5 minutes whilst using **Facial Cleansing Brush x2** to work around the face to enhance exfoliating actions. Remove exfoliant thoroughly with sponges or steam towel.
7. Smooth **Oxygen Response Serum** to face, neck and décolleté.
8. Apply a thin layer of **Soothing Masque** customised with **Geranium Hydrosol** to face, neck and décolleté.
9. Using **Eve Taylor® Ultrasonic Micro-therapy Device** on 'PAD +', use the flat side of the blade in gentle upward, outward movements to ionise **Soothing Masque** into the skin.
10. Upon completion remove masque thoroughly with sponges or steam towel.
11. Spritz **Dynamic Hydrating Toner** directly to the skin.
12. Protect the skin with a generous application of **Moisturising Day Cream SPF30**.
13. Complete **Eve Taylor® Skin Profiling Recommendation Sheet** for home care recommendations.

Target+ Soothe (30 minutes)

Soothe sensitive, reddened skin with this advanced treatment. Botanicals are infused into the skin with ultrasonic technology to calm and condition. Ideal to offer as a targeted rescue treatment for times of redness flare ups or sensitivity.

Skin type/condition:

Sensitive, reddened skin.

Contra-indications:

Pregnancy, epilepsy, clients with pacemaker or metal implants.

Treatment time:

30 minutes.

Treatment Description:

Soothe sensitive, reddened skin with this advanced treatment. Powerful oatmeal and botanicals are infused into the skin with ultrasonic technology to calm and condition for skin that feels relieved and rescued. (30 minutes).

Key homecare products to recommend:

Ultra Soothing Cleanser
Soothing Masque
Ultra Soothing Moisture Cream

After completing the **Eve Taylor® Consultation Card** to ensure you have considered all client information, potential contra-indications and adaptations, you may proceed with the facial.

1. Perform initial cleanse using **Ultra Soothing Cleanser** to remove superficial debris. Remove thoroughly.
2. Continue to perform second cleanse using **Ultra Soothing Cleanser** using slower, more relaxing movements. Remove thoroughly using cool damp cotton disks.
3. Smooth **Hydrating Serum** to face, neck and décolleté.
4. Dispense 4 pumps of **Soothing Masque** and 2 pumps of **Colloidal Activator** into a bowl, mix together into a creamy gel consistency. Apply a generous layer to face, neck and décolleté using fan brush.
5. Using **Eve Taylor® Ultrasonic Micro-therapy Device** on 'PAD +', use the flat side of the blade in gentle upward, outward movements to ionise **Soothing Masque** & **Colloidal Activator** mixture into the skin.
6. Upon completion remove thoroughly with cool damp cotton disks.
7. Prepare client with folded tissues tucked into headband. Dispense contents of **Bio Masque** sachet into a bowl and mix with 45ml of water and 45ml of **Chamomile Hydrosol**, stir quickly until a smooth paste is achieved and apply immediately to face ensuring edges are thick and application is even avoiding eyes and lips.
8. Whilst masque is setting, perform a relaxing scalp massage or hand & arm massage to aid client relaxation.
9. Once **Bio Masque** has set for 10 minutes, remove by loosening edges with fingertips and peel masque from forehead downwards. Remove any residue using cool damp cotton disks.
10. Spritz **Ultra Soothing Toner** directly to skin.
11. Apply **Ultra Soothing Moisture Cream** to face, neck and décolleté.
12. Protect and brighten the skin with a generous application of **C+Bright Moisturiser SPF30**.
13. Complete **Eve Taylor® Skin Profiling Recommendation Sheet** for home care recommendations.



Retailing

Effective retailing not only boosts your credibility as a therapist but also provides additional profitability to your business.

In this section we discover a number of effective ways to recommend homecare products to your clients needs allowing them to achieve great results for their skin.

Simple & Effective Strategies for Successful Retailing

We would never consider carrying out a professional treatment without first conducting a thorough consultation and skin analysis, yet we frequently neglect the final step of the treatment, homecare and retail recommendations. In this next section we discover some simple strategies for successful retailing.

Why Retail?

First and foremost, we retail homecare products to ensure we are improving the client's skin - solely receiving regular professional treatments without correct product use at home will not improve the skin long term. Homecare products must be used to see significant improvements in the skin. Were not selling 'products' were selling skin transformations.

It is an integral part of any service - this is especially true when it comes to facials. Clients can often be creating problems by using incorrect products for their skin type and conditions. It is our duty to educate our clients.

Strengthens your credibility as a professional beauty therapist - your clients will take you more seriously when you meet the needs of your clients and they see positive results in their skin.

Increases revenue - your business will become more profitable when you begin retailing. Regardless of the size of your business, when we provide a personalised service clients appreciate the individual attention.

Beliefs and Assumptions

A belief is an acceptance that something exists or is true, especially one without proof. Sometimes we project our own beliefs onto our clients and influence their behaviour. If you are shying away from something you don't want to do, such as retailing you may have assumptions such as:

"My clients don't want to buy products/can't afford products"

"My clients will think I'm being pushy and will spoil the friendly relationship"

"My clients come to me just for treatments or to relax"

Attitude Adjustment

Always let the client decide for themselves if they wish to buy homecare products, never make the decision for them. Never assume as they may be very interested in buying homecare products, further treatments and ultimately skin transformations from you.

If you are struggling with one or more of the above limiting assumptions, look to replace the above assumptions with these empowering thoughts and beliefs instead:

"I am improving my client's skin"

"I am giving the best service and advice I can"

"I highly recommend and believe in the products I'm using"

"I am being professional and assertive by recommending homecare"

"I am building a strong and loyal client base"



Work Smarter... not harder!

Another way to view your business is to think about how you bring in revenue.

If your only source of revenue is through hands on services you are operating from a limited perspective and your earning potential is capped.

TREATMENTS ONLY

1 hour facial = £30

6 x 1 hour facials = £180

If you only sold one product to each of those clients your revenue could look like this:

TREATMENTS + RETAIL

1 hour facial + 1 product = £30 + £15 = £45

6 x 1 hour facials + 6 products = £270

You would increase your takings for the day by one third with very little effort in a short space of time. Adding retail to your treatments means there are NO LIMITS to what you could earn. Now that's working smarter not harder.

The complete service comprises of 3 steps:

1. Consultation

2. Skin Profiling Analysis

3. Homecare products and advice

1. Consultation

During the consultation the questions we ask are vital to ensure we are building a complete picture of the client and the contributing factors to their skin issues. You must know as much as we can about the clients if we want to successfully treat the skin both during the treatment and as part of an ongoing homecare regime. These questions naturally segue into the treatment and the retailing process.

2. Skin Profiling Analysis

Use the Skin Profiling Analysis technique to analyse the skin and allow you to determine the clients skin type and current skin condition, using both Eastern & Western philosophies and offer the solutions to treat their needs. Use the technique as discussed Reinforce any of their concerns during Skin Profiling Analysis; ensure you acknowledge any concern mentioned in the consultation when looking closer at the skin so that the client will feel heard.

3. Homecare Products

Complete the Skin Profiling Recommendation Sheet indicating the clients primary skin type along with core products for daily use. Also input additional products for their needs and how often the product should be used. If your client normally uses 3 or more products they will likely to be receptive to your suggestions. If your client uses very little on their skin begin gradually so the client isn't overwhelmed.

Show the products you recommend; have the products lined up, ideally from the tester stand and talk about each one in turn.

Prioritize products for skin concerns; regardless of how many products you recommend start off with products that will address their concern first.

If you are recommending a regime such as cleanser, toner, moisturiser talk about them in the order they would be used.

If your client booked in for a relaxing pamper treatment, as much as your treatment will relax them, their stressful lifestyle will soon start to create tension until their next treatment. You could recommend a Bath Oil/ AromaWax Candle which they loved and commented so much about, to use at home to carry on the relaxing benefits at their daily bath time. This allows them to take a piece of the salon/spa home with them.

Ingredients, Benefits and Relevance

At this stage of the retailing process we want to explain to the client why they should use the product you're recommending, the benefit it will have on their skin and the relevance to their overall skin concerns. This is referred to highlighting the features (ingredient) of the product that will improve their skin. While the benefits describe how the skin will look or feel after using it. The relevance refers to how the product will fit into their overall regime and improve their skin with consistent use. It can be as simple as naming one ingredient:

"Purifying Wash contains lemongrass that has a purifying and deep cleansing effect on your skin...."
follow with the benefit, ***"...leaving your skin feeling super clean"*** and finalise with the relevance, ***"... this will help to normalise the oiliness you are concerned about"***.

Be Like Goldilocks

Be aware that too much information can overload and overwhelm your client. Too little information will not give enough value to the product. Focus on giving one ingredient, two benefits and the relevance to their skin concerns. Remember to use positive body language, enthusiasm and remember to smile. You don't need to act, pretend or hard sell. Be yourself, natural and knowledgeable and your clients will respond in a positive way.

Close the Sale

Once we've explained about the products, checked for their understanding the next step is to close the sale. Where possible, use open ended phrases to avoid point blank responses and allow an ongoing conversation with the client. You could say:

"How do you see these products fitting in with your regime?" or ***"Which products would you like to take today?"***

If you don't ask for the sale you may not get it. You may have successfully educated your client on how to improve their skin but unless you follow it through, you could be sending them into the local retailers, chemist or department store where the client could cherry pick products which would not be suitable for their skin.

Overcoming potential objections

It's natural for clients to have initial objections to recommendations, there is no need to view this in a negative way and may simply require you to give further explanation. For instance you could overcome objections with the following:

"I already have some cleanser/moisturiser/other at home" If you feel the product they are currently using is causing their skin issues, explain this and reiterate the benefits of them using your recommended product. If their current products pose no issue to their skin concerns then suggest they use up what they have then replace with your recommendation when they are ready.

"I can't afford it" Offer a smaller size option if it's available which may suit their budget, or look to recommend a skin kit so they can benefit from a full regime at a more economical price. Ensure you offer a sample for them to try.





Effective Sampling

Once you have established which products the client is buying, offer a sample of any products they were unsure about. As general rule of thumb don't give more than 3 samples at a time and only give one sample of each product; also ensure you give a Product Brochure to each client the first time they visit you.

Record on the **Skin Profiling Recommendation Sheet** which samples you gave and remember to follow up with the client on their next visit to see how they got on with the sample as this gives you another opportunity to enable you to retail the product to them. Never sample the same product twice, remember the purpose of giving samples is to allow clients to try before buying, they are not a substitute for the client to use in place of purchasing the item.

Homecare Advice

It is not only the products used that can strongly impact the transformation of their skin. Educating clients on other factors is equally important. This advice can be recorded under 'additional advice about your skin' on the Skin Profiling Recommendation Sheet.

Diet; look out for water intake, low fat diets or high sugar intake.

Environment; occupations such as a hot kitchen or cold, outdoor work.

Lifestyle; do they smoke or regularly drink alcohol.

Care of the Skin; hot/cold water, squeezing breakouts are points of extra education.

Clients will buy

Regardless of where they buy from, clients WILL buy skin care from somewhere. Many multi-national brands found on the high street are worth billions of pounds and rely on consumers not buying from small businesses such as yours, but by cherry picking products from the shelves of their high street stores. Small businesses offer a much more individualised service by offering face to face recommendations and a personal touch, rather than the cold hard sell we see in the high street.

If you visited a salon with skin issues and they didn't stock products, or offer you skin care to take home for you to improve your skin, what would you do? You would take your business elsewhere and spend it on the high street, call into the pharmacy or at worse visit another salon who could then tempt you into using them as your salon of choice. Give this some thought!

Choose Your Attitude

Retailing is a skill just like any other you have learned and with all skills they need to be practiced to improve. You run your business and sell services, so why should selling essential homecare products be any different? You can choose to retail products to ensure you are giving your clients first class service or you can choose to not fully service the true needs of your clients. The choice is entirely up to YOU!

Eve Taylor[®]

LONDON

Est. 1963

Naturally Beautiful

Eve Taylor London Limited, Peterborough, PE3 8YR 01733 260161

www.eve-taylor.com